



BMW CHAMPIONSHIP

August 14-17, 2025
Caves Valley Golf Club

Table of Contents

- World Feed Broadcast Coverage Information
- World Feed Broadcast Delivery Information
- Break Formats
- Commentator Resources
 - Tee Times
 - Weather Forecast
 - Pre-Tournament Notes
 - Messaging Document
 - International Player Analysis
 - Select Player Analysis
 - Eligibility Overview
 - Maryland Golf Notes
 - GCSAA Tournament Fact Sheet
 - Shotlink Stats
 - Broadcast Notes
 - Best Statistics for the 2025 FedExCup Playoffs
 - Facts & Figures FedExCup Playoffs
 - FedExCup Playoffs According to Shotlink

Broadcaster Resource Links

[International Broadcaster Website](#)

[International Delivery Schedule](#)

[PGA TOUR Media Website](#)

[Shotlink Tracker](#)

[PGATOUR.com](#)

Pressers and Interviews:

Pre-tournament presser schedule can be found on the [PGA TOUR Media Website](#)

Player interviews can be accessed on the [Content Hub powered by Imagen](#)

Broadcaster Support Contact

International Media: intlbroadcastersupport@pgatourhq.com

AD Listen Line: Audio Channels 5 & 6

Eurovision:

Transmission Troubleshooting (Washington DC): +1 202-293-9371

Decoder Authorization/Transmission Troubleshooting (Geneva): +41 22-717-2790

Refeeds: pgarefeed@eurovision.net

PGA TOUR TOC: +1 904-940-7129



BMW CHAMPIONSHIP

World Feed Broadcast Coverage Details

World Feed Airtimes

Round 1: August 14, 2025: 14:00-18:00 ET

Round 2: August 15, 2025: 14:00-18:00 ET

Round 3: August 16, 2025: 13:00-18:00 ET

Round 4: August 17, 2025: 12:00-18:00 ET

Tournament Overview:

Date: August 14-17, 2025

Course: Caves Valley Golf Club

Location: Owings Mills, Maryland

Defending Champion: Keegan Bradley

Yardage: 7,601

Par Value: 70

FedExCup Points/1st: 2000

Prize Money/1st: \$20,000,000/\$3,600,000

World Feed Talent

Host: Ned Michaels

Analyst: Daniel Chopra

Analyst: Craig Perks

Walker: Graham DeLaet

World Feed Sponsored Elements

Aon

1. Aon Better Decisions

- Frequency: 2x execution during Saturday (August 16) and Sunday (August 17) coverage
- Execution: Details to be shared morning of telecast

International Players in the Field

(Field as of Tuesday August 12, 2025 at 09:50 ET)

Australia: Jason Day

Belgium: Thomas Detry

Canada: Corey Connors, Taylor Pendrith, Nick Tylor

England: Matt Fitzpatrick, Tommy Fleetwood, Harry Hall, Justin Rose

Ireland: Shane Lowry

Japan: Hideki Matsuyama

New Zealand: Ryan Fox

Northern Ireland: Rory McIlroy

Norway: Viktor Hovland

Scotland: Robert MacIntyre

South Korea: Sungjae Im, Si Woo Kim

Sweden: Ludvig Aberg

Venezuela: Jhonattan Vegas



BMW
CHAMPIONSHIP

World Feed Broadcast Coverage Details

Downlink Information

Satellite and Fiber downlink information is sent via email from Eurovision and available on the [International Broadcaster Website](#)

Audio Configuration

Channel 1	Full Mix
Channel 2	Full Mix
Channel 3	International Sound (Mix/Minus)
Channel 4	International Sound (Mix/Minus)
Channel 5	AD Listen Line
Channel 6	AD Listen Line

Audio configuration also available on the [International Broadcaster Website](#).

Break Formats

World Feed AD will count to 4x2 minute breaks per hour.

See three pages after this for Break Formats by round. Break formats are also available on the [International Broadcaster Website](#)



BMW CHAMPIONSHIP

World Feed Break Patterns Rounds 1 and 2

Break 1	00:02:00
Break 2	00:02:00
Break 3	00:02:00
Break 4	00:02:00
Break 5	00:02:00
Break 6	00:02:00
Break 7	00:02:00
Break 8	00:02:00
Break 9	00:02:00
Break 10	00:02:00
Break 11	00:02:00
Break 12	00:02:00
Break 13	00:02:00
Break 14	00:02:00
Break 15	00:02:00
Break 16	00:02:00



BMW CHAMPIONSHIP

World Feed Break Patterns Round 3

Break 1	00:02:00
Break 2	00:02:00
Break 3	00:02:00
Break 4	00:02:00
Break 5	00:02:00
Break 6	00:02:00
Break 7	00:02:00
Break 8	00:02:00
Break 9	00:02:00
Break 10	00:02:00
Break 11	00:02:00
Break 12	00:02:00
Break 13	00:02:00
Break 14	00:02:00
Break 15	00:02:00
Break 16	00:02:00
Break 17	00:02:00
Break 18	00:02:00
Break 19	00:02:00
Break 20	00:02:00



BMW CHAMPIONSHIP

World Feed Break Patterns Round 4

Break 1	00:02:00
Break 2	00:02:00
Break 3	00:02:00
Break 4	00:02:00
Break 5	00:02:00
Break 6	00:02:00
Break 7	00:02:00
Break 8	00:02:00
Break 9	00:02:00
Break 10	00:02:00
Break 11	00:02:00
Break 12	00:02:00
Break 13	00:02:00
Break 14	00:02:00
Break 15	00:02:00
Break 16	00:02:00
Break 17	00:02:00
Break 18	00:02:00
Break 19	00:02:00
Break 20	00:02:00
Break 21	00:02:00
Break 22	00:02:00
Break 23	00:02:00
Break 24	00:02:00



BMW CHAMPIONSHIP

World Feed Broadcast Coverage Details

World Feed Airtimes

Round 1: August 14, 2025: 14:00-18:00 ET

Round 2: August 15, 2025: 14:00-18:00 ET

Round 3: August 16, 2025: 13:00-18:00 ET

Round 4: August 17, 2025: 12:00-18:00 ET

Tournament Overview:

Date: August 14-17, 2025

Course: Caves Valley Golf Club

Location: Owings Mills, Maryland

Defending Champion: Keegan Bradley

Yardage: 7,601

Par Value: 70

FedExCup Points/1st: 2000

Prize Money/1st: \$20,000,000/\$3,600,000

World Feed Talent

Host: Ned Michaels

Analyst: Daniel Chopra

Analyst: Craig Perks

Walker: Graham DeLaet

World Feed Sponsored Elements

Aon

1. Aon Better Decisions

- Frequency: 2x execution during Saturday (August 16) and Sunday (August 17) coverage
- Execution: Details to be shared morning of telecast

International Players in the Field

(Field as of Tuesday August 12, 2025 at 09:50 ET)

Australia: Jason Day

Belgium: Thomas Detry

Canada: Corey Connors, Taylor Pendrith, Nick Tylor

England: Matt Fitzpatrick, Tommy Fleetwood, Harry Hall, Justin Rose

Ireland: Shane Lowry

Japan: Hideki Matsuyama

New Zealand: Ryan Fox

Northern Ireland: Rory McIlroy

Norway: Viktor Hovland

Scotland: Robert MacIntyre

South Korea: Sungjae Im, Si Woo Kim

Sweden: Ludvig Aberg

Venezuela: Jhonattan Vegas



BMW Championship

Groupings and Starting Times

Thursday & Friday, August 14 & August 15, 2025

Rd. 1 1 Tee	Rd. 2 1 Tee		
9:21 AM	11:38 AM	J.T. Poston Hickory, NC	
9:32 AM	11:54 AM	Xander Schauffele San Diego, CA	Michael Kim Dallas, TX
9:43 AM	12:05 PM	Kurt Kitayama Chico, CA	Thomas Detry Brussels, BEL
9:54 AM	12:16 PM	Ryan Fox New Zealand	Taylor Pendrith Richmond Hill, Ontario, CAN
10:05 AM	12:27 PM	Lucas Glover Jupiter, FL	Sam Stevens Wichita, KS
10:16 AM	12:38 PM	Viktor Hovland Oslo, NOR	Akshay Bhatia Jupiter, FL
10:27 AM	12:49 PM	Nick Taylor Abbotsford, British Columbia, CAN	Shane Lowry County Offaly, IRL
10:43 AM	1:05 PM	Brian Harman St. Simons Island, GA	Patrick Cantlay Jupiter, FL
10:54 AM	1:16 PM	Keegan Bradley Woodstock, VT	Maverick McNealy Las Vegas, NV
11:05 AM	1:27 PM	Ben Griffin Chapel Hill, NC	Russell Henley Columbus, GA
11:16 AM	1:38 PM	Scottie Scheffler Dallas, TX	Rory McIlroy Holywood, NIR
11:27 AM	1:49 PM	Andrew Novak Sea Island, GA	Harris English Sea Island, GA
11:38 AM	2:00 PM	Jhonattan Vegas Maturin, VEN	Rickie Fowler Murrieta, CA
11:54 AM	9:21 AM	Harry Hall Cornwall, ENG	Jason Day Brisbane, AUS
12:05 PM	9:32 AM	Matt Fitzpatrick Sheffield, ENG	Si Woo Kim Seoul, KOR
12:16 PM	9:43 AM	Brian Campbell Irvine, CA	Denny McCarthy Rockville, MD
12:27 PM	9:54 AM	Ryan Gerard Raleigh, NC	Daniel Berger Jupiter, FL
12:38 PM	10:05 AM	Chris Gotterup Little Silver, NJ	Jacob Bridgeman Inman, SC
12:49 PM	10:16 AM	Sam Burns Shreveport, LA	Sungjae Im Jeju-do, KOR
1:05 PM	10:27 AM	Hideki Matsuyama Sendai, JPN	Robert MacIntyre Oban, SCO
1:16 PM	10:43 AM	Collin Morikawa La Canada, CA	Corey Connors Listowel, Ontario, CAN
1:27 PM	10:54 AM	Justin Thomas Louisville, KY	Tommy Fleetwood Southport, ENG
1:38 PM	11:05 AM	Justin Rose London, ENG	J.J. Spaun Los Angeles, CA
1:49 PM	11:16 AM	Cameron Young Palm Beach Gardens, FL	Ludvig Åberg Eslov, SWE
2:00 PM	11:27 AM	Tom Hoge Fargo, ND	Bud Cauley Palm Beach Gardens, FL

Approx Starting Times for Sat/Sun: 9:00 am - 2:00 pm
Finish Times for Sat/Sun: 6:00 pm

Tee Times: pgatour.com or TOUR Links









BMW CHAMPIONSHIP









WEATHER FORECAST

Issued: 7am Wednesday, August 13, 2025

Time	8am	10am	12pm	2pm	4pm	6pm
Sky						
Weather	Fog & Low Overcast Burning Off	Partly Cloudy	Partly Cloudy	Showers/ T-storms Poss.	Scattered T-storms	Scattered T-storms
Rain Probability	0%	0%	10%	35%	60%	55%
Lightning Probability	0%	0%	5%	25%	45%	40%
Temp (F)	74	82	87	89	87	82
Winds (mph)	Light & Variable	S/SW 4-8	S/SW 5-10	S/SW 6-12 G15	S/SW 6-12 G15	Variable 5-10

Today – Low clouds and fog to burn off rapidly over the next 1-2 hours with partly cloudy skies expected by the late morning hours. Attention then turns to the shower/T-storm threat this afternoon. Activity could begin to develop anytime after 12pm, however showers/T-storms should become most widespread between 3-6pm. Heavy rain is a concern with any T-storm. Forecast rainfall: 0.25-0.50" with localized amounts over 1" possible. **Sunrise: 6:16am / Sunset: 8:05pm**

Day	Tonight		Thu	Fri	Sat	Sun
Sky						
Weather	T-storm Poss. Early; Pachy Clouds & Fog Late		Partly Cloudy w/ T-storm Poss.	Partly Cloudy	Partly Cloudy w/ Isl. Afternoon T-storm Poss.	Partly Cloudy w/ Isl. Afternoon T-storm Poss.
Rain Probability	25% → 0%		30%	5%	15%	15%
Rain Amount (in)	< 0.10"		< 0.25"	0.00"	< 0.10"	< 0.10"
Temp (min/max)	Min: 71		71/90	68/88	69/90	71/92
Winds (mph)	Becoming Light		N/NW 6-12	NE 5-10	E/SE 6-12	S/SW 6-12 G15

Extended forecast – Lingering moisture/instability will hold in place through the day Thursday with just a low (30%) chance for shower/T-storm development. Slightly drier air in place on Friday should lead to quiet conditions. This drier air could hold in place for the weekend as well, which would mitigate the T-storm threat. The slight (15%) chance will be kept in the Saturday/Sunday forecast for the time being but may need to be removed eventually. Temperatures each day should reach the upper 80s to lower 90s. Winds are likely a non-factor much of the week with sustained speeds struggling to exceed 12 mph most days.

Forecast prepared by meteorologist Kyle Koval.



BMW
CHAMPIONSHIP

2025 BMW Championship
(2nd of 3 FedExCup Playoffs Events)

Caves Valley Golf Club
Owings Mills, Maryland

August 14-17, 2025
Par/Yards: 35-35—70/7,601

FedExCup Points: 2,000 (winner)
Purse: \$20 million (\$3.6 million)

Pre-Tournament Information – 2025 BMW Championship

Field Update: FedExCup No. 5 Sepp Straka has withdrawn from the BMW Championship due to a private family matter.

Statement from Straka's manager Butler Melnyk: "For personal reasons, Sepp is unable to play this week. He intends to compete at the TOUR Championship, but requests privacy at this time as he attends to a family matter at home."

Player Interviews

Tuesday, August 12

1:30 p.m. - Patrick Cantlay
3:00 p.m. – Rickie Fowler

Wednesday, August 13

After 8 a.m. (9-hole) Pro-Am - Scottie Scheffler (at Flash Interview Area)
After 8 a.m. (9-hole) Pro-Am - Rory McIlroy
After 8:12 a.m. (9-hole) Pro-Am – Justin Rose
After 9:12 a.m. (9-hole) Pro-Am – Xander Schauffele
After 9:36 a.m. (9-hole) Pro-Am – Keegan Bradley

TBD

Denny McCarthy

*Visit www.pgatourmedia.com for the latest interview schedule

Keegan Bradley

- Won the 2024 BMW Championship at Castle Pines by one stroke over Sam Burns, Ludvig Åberg and Adam Scott for his seventh career TOUR title and first since the 2023 Travelers Championship
- With a victory this week, would join Patrick Cantlay (2021 and 2022 BMW Championship) as the only players to successfully defend a FedExCup Playoffs event
- Became the first 54-hole leader to win the BMW Championship since Patrick Cantlay in 2022
- One of four multiple winners of the BMW Championship in the FedExCup Playoffs era (Tiger Woods/2007, 2009; Dustin Johnson/2010, 2016; Patrick Cantlay/2021, 2022); wins in 2018 and 2024 account for his only two top-10 finishes in 12 starts at this event
- Victory at the 2025 Travelers Championship marked his eighth on TOUR and his first time winning in three consecutive seasons on TOUR
- Enters this week at No. 14 in the FedExCup; began the week of the 2024 BMW Championship at No. 50 in the FedExCup and moved to No. 4 with the victory to advance to the TOUR Championship for the sixth time
- U.S. Ryder Cup Team Captain sits at No. 10 in the U.S. Ryder Cup team ranking

Scottie Scheffler

- World No. 1 and reigning FedExCup Champion seeks to become first back-to-back winner of the FedExCup
- Finished inside the top 25 in all 17 starts this season, including 12 straight; last finish outside the top 10: THE PLAYERS Championship/T20
- Finished T3 in last week's FedEx St. Jude Championship, one stroke shy of joining a playoff between Justin Rose and J.J. Spaun
- Has three seasons with four or more wins (2022/4, 2024/7, 2025/4)
- FedExCup leader earned the top spot in the Comcast Business TOUR TOP 10 for the third time in four seasons, earning an \$8 million bonus

- Best finish in five appearances at the BMW Championship: T2/2023; finished T22 at the 2021 BMW Championship when it was last played at Caves Valley Golf Club

Patrick Cantlay

- Eight-time PGA TOUR winner's most recent victory was the 2022 BMW Championship
- Enters the week at No. 19 in the FedExCup standings; marks his ninth consecutive year in the FedExCup Playoffs, advancing to the TOUR Championship seven times (best finish: 1st/2021)
- With victories in 2021 and 2022, is one of seven players in the last 100 years to win the BMW Championship in consecutive years: Nick Price (1993/1994), Jack Nicklaus (1967/1968), Billy Casper (1965/1966), Sam Snead (1949/1950), Ralph Guldahl (1936/1937/1938), Walter Hagen (1926/1927)
- In 2021, went on to win the FedExCup following his victory in the BMW Championship at Caves Valley Golf Club where he prevailed over Bryson DeChambeau in a six-hole playoff
- One of four players to win the BMW Championship en route to claiming the FedExCup: Tiger Woods (2007, 2009), Billy Horschel (2014), Viktor Hovland (2023)
- Has finished top-15 or better in seven of eight appearances at the BMW Championship (T55/2018)

Denny McCarthy

- Rockville, Maryland native seeks first PGA TOUR victory in his 211th start
- His two career runner-up finishes were both in sudden-death playoffs (2023 Memorial Tournament presented by Workday/Viktor Hovland, 2024 Valero Texas Open/Akshay Bhatia)
- Fourth consecutive appearance at the BMW Championship (T26/2024, T10/2023, T28/2022)
- One of five players in the field this week in search of their first PGA TOUR victory (Jacob Bridgeman, Tommy Fleetwood, Sam Stevens, Bud Cauley)
- Owns two top-10s this season (T5/Genesis Invitational, T8/PGA Championship)
- Won the Maryland Amateur twice (2013, 2014) and the Maryland Open three times (2010, 2013, 2015)

Rickie Fowler

- With his T6 finish at last week's FedEx St. Jude Championship, moved from No. 64 in the FedExCup standings to No. 48, advancing to the BMW Championship for the 12th time
- Returns to the BMW Championship after finishing No. 101 in the 2024 FedExCup Fall standings
- Owns three top-five results in 11 appearances at the BMW Championship (T2/2017, T4/2015, T4/2014)
- While making 17 cuts in 20 starts this season, has notched two top-10 finishes (T7/the Memorial Tournament presented by Workday, T6/FedEx St. Jude Championship)
- Six-time PGA TOUR winner's most recent victory: 2023 Rocket Classic

Xander Schauffele

- Two-time major championship winner seeks his 10th PGA TOUR victory in his 199th start; best finish this season: T7/The Open Championship
- Advanced to the season-finale TOUR Championship in eight consecutive seasons since joining the TOUR in 2017, the longest active streak on TOUR (was tied with Tony Finau, who failed to advance to BMW Championship); enters this week at No. 43 in the FedExCup standings
- Owns 70 consecutive made cuts, the longest active cut streak on TOUR and sixth-longest all time
- Makes ninth appearance at the BMW Championship where his last three starts have resulted in top 10s (T5/2024, T8/2023, T3/2022)

Rory McIlroy

- Three-time FedExCup Champion (2016, 2019, 2022) competes in his 15th BMW Championship, tied with Justin Rose for most of any player in the field
- Enters the week No. 2 in the FedExCup and making his first start on TOUR since a T7 at The Open Championship, one of three consecutive top-10 finishes on TOUR (T6/Travelers Championship, T2/Genesis Scottish Open, T7/The Open Championship)
- Victory this week would mark his 30th on TOUR and fourth this season (AT&T Pebble Beach Pro-Am, THE PLAYERS Championship, Masters Tournament); eight consecutive seasons with a win marks the longest active streak on TOUR
- Became the sixth player to complete the Career Grand Slam when he claimed the Masters Tournament this season
- 2012 BMW Championship victory is included among his seven top-10 finishes in 14 prior starts at this event

Justin Rose

- 12-time PGA TOUR winner claimed last week's FedEx St. Jude Championship – the first event of the FedExCup Playoffs – on the third extra playoff hole over J.J. Spaun
- 2018 FedExCup Champion owns two FedExCup Playoff victories in 57 Playoffs starts (2011 BMW Championship, 2025 FedEx St. Jude Championship)
- Enters the week at No. 4 in the FedExCup standings
- Makes 15th appearance at the BMW Championship where he owns four top-five finishes highlighted by a victory in 2011 at Cog Hill (2nd/2018, T2/2017, 1st/2011, T5/2007)
- With the win at the FedEx St. Jude Championship:
 - Became the 94th player to record at least 12 wins on TOUR
 - At 45 years, 11 days, became the oldest winner on TOUR since Phil Mickelson at the 2021 PGA Championship (50 years, 11 months, 7 days)
 - Holds most wins on TOUR of any player from England since 1940 (second most: Nick Faldo, 9 wins)

BMW Championship notes

- The BMW Championship is the oldest non-major on the PGA TOUR schedule, dating back to 1899
- The BMW Championship returns to Caves Valley Golf Club for the second time and first since 2021; 22 players in this week's field competed in the 2021 BMW Championship, including winner Patrick Cantlay, Rory McIlroy (4th) and Scottie Scheffler (T22)
- **Future BMW Championship host sites include:**
 - 2026: Bellerive Country Club – St. Louis, Missouri (host of 2030 Presidents Cup)
 - 2027: Liberty National Golf Club – Jersey City, New Jersey (host of 2017 Presidents Cup)
- Four players have won the BMW Championship en route to claiming the FedExCup (Tiger Woods/2007, 2009; Billy Horschel/2014, **Patrick Cantlay/2021 Viktor Hovland/2023**)
- The field includes:
 - Six FedExCup Champions: **Scottie Scheffler** (2024), **Viktor Hovland** (2023), **Rory McIlroy** (2016, 2019, 2022), **Patrick Cantlay** (2021), **Justin Rose** (2018), **Justin Thomas** (2017)
 - Seven past champions of the BMW Championship: **Keegan Bradley** (2018, 2024), **Viktor Hovland** (2023), **Patrick Cantlay** (2022, 2021), **Justin Thomas** (2019), **Jason Day** (2015), **Rory McIlroy** (2012), **Justin Rose** (2011)
 - Nine players will make their debut at the BMW Championship this week: **Jacob Bridgeman, Brian Campbell, Ryan Fox, Ryan Gerard, Chris Gotterup, Ben Griffin, Harry Hall, Andrew Novak, Sam Stevens**

PGA TOUR season notes

- The top 30 players after this week will earn a two-year exemption on the PGA TOUR (through 2027) and access into the major championships that traditionally recognize the top 30. Every player in the field at the BMW Championship has qualified for all Signature Events on the 2026 PGA TOUR schedule and the 2026 PLAYERS Championship.
- With 5,456 FedExCup points, Scheffler enters the BMW Championship with a 2,012-point lead over Rory McIlroy and will enter the TOUR Championship as the FedExCup leader for the third consecutive season.
- Of the 12 first-time winners in 2025, 10 qualified for the FedExCup Playoffs, with seven advancing to the BMW Championship: Thomas Detry (WM Phoenix Open), Brian Campbell (Mexico Open at VidantaWorld), Ben Griffin/Andrew Novak (Zurich Classic of New Orleans), Ryan Fox (ONEflight Myrtle Beach Classic), Ryan Gerard (Barracuda Championship), Cameron Young (Wyndham Championship)
- Of the 16 international victories of the 36 of the FedExCup Regular Season events, 10 players qualified for the FedExCup Playoffs, with eight advancing to the BMW Championship: Hideki Matsuyama/Japan, Nick Taylor/Canada, Sepp Straka/Austria/2, Rory McIlroy/Northern Ireland/3, Thomas Detry/Belgium, Ludvig Åberg/Sweden, Viktor Hovland/Norway, Ryan Fox/New Zealand/2

FedExCup and the FedExCup Playoffs

- The 2025 PGA TOUR Season marks the 19th edition of the FedExCup (established in 2007). The FedExCup is a season-long points competition which culminates with the FedExCup Playoffs, a series of three events to determine the FedExCup Champion
- The top 70 players in the FedExCup standings are eligible for the FedExCup Playoffs with the three events featuring a progressive cut with fields of 70 (FedEx St. Jude Championship), 50 (BMW Championship) and 30 (TOUR Championship)
- The FedExCup Bonus Distribution total is \$100 million, with the FedExCup Champion earning \$10 million
 - The top 70 players in the FedExCup standings are fully exempt for all Full-Field Events and THE PLAYERS Championship in 2026
 - The top 50 players are exempt for all Signature Events in 2026
 - The top 30 players receive a two-year exemption and invitations to majors that traditionally recognize the top 30

Players that moved into top 50 following the FedEx St. Jude Championship:

Player	Position	Start Rank	Finish Rank
Kurt Kitayama	T9	52	37
Bud Cauley	T14	53	46
Rickie Fowler	T6	64	48
Jhonattan Vegas	T14	56	49
J.T. Poston	T22	51	50

Players that moved out of top 50 following the FedEx St. Jude Championship

Player	Position	Start Rank	Finish Rank
Aldrich Potgieter	T59	43	52
Jordan Spieth	T38	48	54
Jake Knapp	T62	47	55
Wyndham Clark	T56	49	56
Min Woo Lee	T68	50	57

Top 30 bubble – Following the BMW Championship, the top 30 players in the FedExCup will advance to the TOUR Championship: Sungjae Im (No. 25), Chris Gotterup (No. 26), Jacob Bridgeman (No. 27), Viktor Hovland (No. 28), Akshay Bhatia (No. 29), Lucas Glover (No. 30), Sam Stevens (No. 31), Ryan Gerard (No. 32), Daniel Berger (No. 33), Ryan Fox (No. 34), Taylor Pendrith (No. 35)



Message Document: 2025 BMW Championship

Organizational Momentum

- **Pressure Performance:** The 2025 FedExCup Playoffs feature the season's top performers fighting for a coveted spot in the TOUR Championship top 30, with a chance to win the FedExCup. As 2014 FedExCup champion Justin Rose said following his victory at the FedEx St. Jude Championship, "today I proved that I can win against the best players in the world." Five players moved inside the top 50 to advance to the BMW Championship and qualify for Signature Event starts in 2026, including fan-favorite Rickie Fowler and Bud Cauley who fought his way back from injury, satisfying his medical exemption earlier this season.
- **FedExCup Enhancements:** The FedExCup Playoffs are taking the PGA TOUR fan experience to the next level in 2025, with everything from million-dollar giveaways and cutting-edge video games to exclusive on-site meetups with top content creators (view the full list of innovations [here](#)).
- **Billy Horschel to co-host "The Drop" ahead of BMW Championship:** Eight-time PGA TOUR winner and 2014 FedExCup champion Billy Horschel will co-host the Monday, Aug. 11 episode of "The Drop" alongside Matt Every as the pair looks ahead to this week's BMW Championship. "The Drop" airs on GOLF Channel at 7 p.m. ET and across PGA TOUR YouTube and FAST Channels, with activations across the TOUR's social channels.
- **SportsCenter to broadcast live from BMW Championship:** SportsCenter will broadcast from the BMW Championship, with Matt Barrie hosting the Wednesday, Aug. 13 show live at 2 p.m. from Caves Valley in Owings Mills, Maryland, as part of ESPN's 50 States in 50 Days campaign. Barrie will interview TOUR players and interact with an Evans Scholar caddie from Maryland.
- **Broadcast Success:** [Golf on CBS](#) concluded its 2025 PGA TOUR season at the Wyndham Championship, averaging 2.969 million viewers, up 17 percent year-over-year and the most in seven years (2018). Signature Events on CBS were also up 19 percent year-over-year, while Paramount+ recorded its most-streamed golf season ever in 2025. Internationally, the 2025 PGA TOUR season saw 70% of measured markets experience year-over-year increases in average linear audience, with the combined average across those markets 16% higher.

Tournament Focus

- Hosted by the Western Golf Association, the BMW Championship is the oldest non-major on the PGA TOUR schedule, dating back to 1899. Since the inception of the FedExCup in 2007, the BMW Championship has served as the penultimate FedExCup Playoffs event where some of the TOUR's biggest stars have won; defending champion and 2025 U.S. Ryder Cup Captain Keegan Bradley; 2023 FedExCup winner Viktor Hovland; Patrick Cantlay,

who became the first player to successfully defend a FedExCup Playoffs event with wins in 2021 and 2022; as well as Justin Thomas (2019) and Rory McIlroy (2012).

- Traditionally contested at the country's premier golf venues, the BMW Championship returns to Caves Valley Golf Club in Owings Mills, Maryland outside Baltimore for the first time since 2021 when Patrick Cantlay claimed the title. In addition to the 2021 BMW Championship, Caves Valley also hosted the 2017 Kaulig Companies Championship (won by Scott McCarron). Confirmed future venues are Bellerive Country Club (2026) and Liberty National Golf Club (2027). The return to Maryland serves as the 53rd PGA TOUR event contested in the state.
- The BMW Championship continues its deep commitment to the Evans Scholars Foundation, with more than \$60 million raised since 2007 to help send more than 4,000 caddies to college. Founded in 1930 by the Western Golf Association and amateur golfer Charles "Chick" Evans Jr., the Evans Scholars Foundation is the nation's largest scholarship program for youth caddies, providing full tuition and housing scholarships to high-achieving students with financial need.
- On Monday, Aug. 11 at 10 a.m., the BMW Championship will celebrate the opening of the Caves Valley Evans Scholars Scholarship House at the University of Maryland in College Park, where Evans Scholars will live and learn together. Proceeds from the BMW Championship and support from the Caves Valley Golf Club Foundation were critical in establishing the House.
- On-site at the BMW Championship, 50 Evans Scholars will caddie for PGA TOUR professionals during Wednesday's Gardner Heidrick Pro-Am. Celebrity participants in the pro-am include the Jonas Brothers.
- Earlier this summer, ESPN's flagship news and information program embarked on a cross-country journey with *SportsCenter: 50 States in 50 Days* — a nationwide tour designed to bring *SportsCenter* and its anchors directly to fans across America. On Wednesday, Aug. 13 at 2 p.m., Matt Barrie will host *SportsCenter* from the grounds of Caves Valley Golf Club and the BMW Championship and serve as the backdrop for showcasing Maryland on their tour.

Competitions Storylines

- The BMW Championship plays a critical role in the PGA TOUR season by determining the 30 players who advance to the finale at the TOUR Championship with the chance of hoisting the FedExCup. Since 2024, qualifying for the BMW Championship has carried much greater significance, with those 50 players qualifying for next season's Signature Events.
- 29 of the top 50 players in the 2024 FedExCup standings finished inside the top 50 through the FedEx St. Jude Championship. At No. 3, J.J. Spaun is in the highest position among players who did not finish inside the top 50 in 2024. For reference, 31 of the top 50 players in the 2023 FedExCup standings finished the 2024 season in the top 50 of the FedExCup standings.

- With the removal of Starting Strokes at the TOUR Championship and all players starting at even par, the battle to be among the top 30 players through the BMW Championship will add more drama to the conclusion at Caves Valley, with all 30 players granted an equal opportunity to claim the FedExCup at the TOUR Championship
- 22 players in this week's field competed in the 2021 BMW Championship when it was last held at Caves Valley Golf Club, including winner Patrick Cantlay, Rory McIlroy (4th) and Scottie Scheffler (T22)
- Two of the last four BMW Championship winners went on to claim the FedExCup: Patrick Cantlay (2021) and Viktor Hovland (2023)
- Five players moved into the top 50 to qualify for the BMW Championship with their play at last week's FedEx St. Jude Championship:
 - **Kurt Kitayama** (T9), 52nd → 37th
 - **Bud Cauley** (T14), 53rd → 46th
 - **Rickie Fowler** (T6), 64th → 48th
 - **Jhonattan Vegas** (T14), 56th → 49th
 - **J.T. Poston** (T22), 51st → 50th

Player Priorities

- **Keegan Bradley:** 2024 champion at Castle Pines Golf Club and 2025 U.S. Ryder Cup Captain enters the BMW Championship at No. 14 in the FedExCup
- **Scottie Scheffler:** FedExCup leader and World No. 1 has two top-three finishes in five BMW Championship appearances (T2/2023, T3/2022) and finished T22 at Caves Valley in 2021. Finished T3 at last week's FedEx St. Jude Championship for his 14th top-10 finish in 17 starts this season.
- **Rory McIlroy:** 2012 BMW Championship winner finished solo fourth at Caves Valley in 2021. Seeking his fourth career FedExCup title.
- **Patrick Cantlay:** Claimed the 2021 BMW Championship at Caves Valley Golf Club in a six-hole playoff, the longest in tournament history. Cantlay went on to win the FedExCup.
- **Viktor Hovland:** 2023 BMW Championship winner and FedExCup Champion enters the week at No. 28 in the FedExCup in search of his sixth consecutive TOUR Championship appearance.
- **Xander Schauffele:** Enters the week at No. 43 and owns the longest active streak of consecutive TOUR Championship appearances (8); shared the streak with Tony Finau, who failed to advance to the BMW Championship
- **Denny McCarthy:** Born and raised in Rockville, Maryland before competing collegiately at the University of Virginia; enters the week at No. XX in the FedExCup after qualifying for his fourth consecutive BMW Championship
- **Rickie Fowler:** Finished T6 at the FedEx St. Jude Championship to be one of five players to move inside the top 50 (No. 64 to No. 48)

International Analysis
2025 BMW Championship

Wins by Country		Most Top 5s		Most Top 10s	
PGA TOUR this Season		International Countries this Season		International Countries this Season	
	Total		Total		Total
United States	21	England	17	England	30
Northern Ireland	3	South Africa	8	Canada	17
South Africa	2	Canada	8	South Africa	11
Australia	2	Australia	6	Australia	9
Austria	2	Denmark	6	Sweden	9
New Zealand	2	Northern Ireland	5	Republic of Korea	9
England	1	Austria	4	Denmark	8
Canada	1	Sweden	4	Northern Ireland	8
Sweden	1	Japan	4	Germany	8
Japan	1				
Norway	1				
Belgium	1				

Most Top 10s Without a Win
International Countries this Season

	Total
Republic of Korea	9
Denmark	8
Germany	8
Ireland	5
Scotland	5

Most Top 5s Without a Win
International Countries this Season

	Total
Denmark	6
Republic of Korea	3
Germany	3
Argentina	3

Most International Player Inside Top 70
FedExCup Standings this Season

	Total
England	5
Canada	4
Australia	3
South Africa	2
Republic of Korea	2
Germany	2

Most International Player Inside Top 50
FedExCup Standings this Season

	Total
England	4
Canada	3
Republic of Korea	2

Most International Player Inside Top 30
FedExCup Standings this Season

	Total
Canada	2
England	2

Most International Player Inside Top 10
FedExCup Standings this Season

	Total
England	2
Northern Ireland	1
Austria	1

Highest Ranked Players in the FedExCup
International Players in the field

	Rank
Rory McIlroy	2 nd
Justin Rose	4 th
Tommy Fleetwood	8 th
Ludvig Åberg	13 th
Corey Connors	16 th

All FedExCup Ranks are thru TOUR Championship

**Wins by Country
BMW Championship Since 2007**

	Total
United States	11
Australia	2
England	1
Spain	1
Northern Ireland	1
Colombia	1
Norway	1

**Most Top 5s by Country
BMW Championship Since 2007**

	Total
United States	61
Australia	13
England	11
Northern Ireland	5
Republic of Korea	5

**Most Top 10s by Country
BMW Championship Since 2007**

	Total
United States	111
Australia	18
England	15
Republic of Korea	9
Spain	9

**Most Top 10s Without a Win
International Countries BMW Championship Since 2007**

	Total
Republic of Korea	9
South Africa	6
Canada	6
Sweden	6
Japan	3
Chile	2

**Most Top 5s Without a Win
International Countries BMW Championship Since 2007**

	Total
Republic of Korea	5
South Africa	3
Canada	2
Japan	2
Sweden	1
Chile	1

**International Winners
BMW Championship Since 2007**

	Country	Win Number
2008 Camilo Villegas	Colombia	1 st
2011 Justin Rose	England	3 rd
2012 Rory McIlroy	Northern Ireland	6 th
2015 Jason Day	Australia	7 th
2017 Marc Leishman	Australia	3 rd
2020 Jon Rahm	Spain	5 th
2023 Viktor Hovland	Norway	5 th

**Top 30 Bubble
Entering This Week**

		Pts Above/Below
26 th	Chris Gotterup	97.34
27 th	Jacob Bridgeman	64.49
28 th	Viktor Hovland	62.48
29 th	Akshay Bhatia	41.53
30 th	Lucas Glover	-
31 st	Samuel Stevens	-27.62
32 nd	Ryan Gerard	-32.52
33 rd	Daniel Berger	-54.03
34 th	Ryan Fox	-76.88
35 th	Taylor Pendrith	-84.28

All FedExCup Ranks are thru TOUR Championship

Rory McIlroy (2nd in FedExCup Standings)

- The 2012 BMW Champions is set to make his 15th appearance at this event
- Making his 15th appearances in the BMW Championship, the most of any player since 2007
- 4th in SG: Putting this season, his second consecutive season improving his rank in this category
- 28 total weeks inside the FedExCup Top 10 this season, his second most in a season

Most Seasons Qualifying for BMW Championship Since 2007			Strokes Gained: Putting Rank Improv. PGA TOUR Last 3 Seasons		Most Weeks Inside FedExCup Top 10 PGA TOUR Career	
	# of App	Rank Thru FedEx St. Jude		Rank		Total
Rory McIlroy	15	2 nd	2022-23	69 th	2012	29
Jason Day	14	44 th	2024	56 th	This Season	28
Phil Mickelson	14	--	This Season	4th	2022-23	24
Justin Rose	13	4 th			2019-20	24
Adam Scott	13	--			2018-19	24
Keegan Bradley	13	14 th				
Dustin Johnson	13	--				
Marc Leishman	13	--				

Justin Rose (4th in FedExCup Standings)

- 2011 BMW Champion is set to make his 13th appearance at the BMW Championship since 2007
- Has 4 top 5 finishes at the BMW Championship, tied for his most at any event since 2007
- 12 consecutive rounds of par or better, tied for the third longest active streak on TOUR
- Rose is seeking to make his first TOUR Championship appearances in the last six seasons

Most Top 5 Finishes in an Event PGA TOUR Since 2007		Longest Active Streak Rounds Par or Better PGA TOUR		FedExCup Career Breakdown	
	Total		Total		Total
BMW Championship	4	Rickie Fowler	14	Playoffs	18
TOUR Championship	4	Scottie Scheffler	13	BMW Championship	13
Masters Tournament	4	Justin Rose	12	TOUR Championship	10
WGC-FedEx St. Jude Invit.	4	Chris Kirk	12	<i>seeking first TOUR Champ. Appearance since 2019</i>	
		Webb Simpson	12		

Tommy Fleetwood (8th in FedExCup Standings)

- Is set to make his 5th appearance at the BMW Championship
- Has held the lead after 92 holes on the PGA TOUR this season, the most of any player without a win. He held the lead after 45 holes last week
- One of two players to rank inside the top 40 in all four Strokes Gained categories

Most Holes With Lead/Co-Lead Without a Win PGA TOUR this Season		Ranked Top 40 in all SG Categories PGA TOUR this Season			Highest Ranked Players In FedExCup Without a Win This Season	
	Total		Scheffler	Fleetwood		Rank
Tommy Fleetwood	92*	Off the Tee	1 st	40 th	Tommy Fleetwood	8th
Jake Knapp	86	Approach the Green	1 st	9 th	Maverick McNealy	15 th
Joel Dahmen	84	Around the Green	26 th	19 th	Corey Connors	16 th
Shane Lowry	83	Putting	18 th	35 th	Collin Morikawa	17 th
Keith Mitchell	77				Patrick Cantlay	19 th

*45 at FedEx St. Jude Championship

All FedExCup Ranks are thru TOUR Championship

Viktor Hovland (28th in FedExCup Standings)

- The 2023 BMW Champion is set to make his 6th appearance at this event
- Second best proximity to the hole average of any playing in the FedExCup Playoffs (min 30 rds)
- One of six players to qualify for the TOUR Championship in each of the last five seasons

Proximity to the Hole Leaders FedExCup Playoffs Since 2007

	Avg
Tim Clark	32'3"
Viktor Hovland	32'3"
Scottie Scheffler	32'6"
Heath Slocum	32'7"
Jim Furyk	32'7"

min of 30 rds

Proximity to Hole PGA TOUR this Season

	Avg	Rank
Fairway	29'2"	4
Rough	45'11"	111
Overall	35'2"	15

Longest Active Streak Qualifying TOUR Championship

Xander Schauffele	8
Rory McIlroy	7
Sungjae Im	6
Viktor Hovland	5
Collin Morikawa	5
Scottie Scheffler	5

Ryan Fox (34th in FedExCup Standings)

- Is set to make his event debut at the BMW Championship
- Fox (34th) and Hall (45th) are the only international players in the field making their first start at the BMW Championship, both are seeking to make their first TOUR Championship appearance
- One of six multiple winners on the PGA TOUR this season (ONEflight Myrtle Beach Classic 7 RBC Canadian Open)

Event Debut Position Breakdown PGA TOUR Career

	Debut
Events	35th*
Top 5s	2
Top 10s	3
Top 25s	8
Best Finish	T4 (2 times)

**includes this week*

Multiple Winners PGA TOUR this Season

	Total
Scottie Scheffler	4
Rory McIlroy	3
Ryan Fox	2
Brian Campbell	2
Ben Griffin	2
Sepp Straka	2

Week Breakdown 2025 PGA TOUR Season

	Value
Top 70	14
Top 50	10
Top 30	7
Best Rank	24 th
Currently	34th

Taylor Pendrith (35th in FedExCup Standings)

- Is set to make his third appearance at the BMW Championship
- One of three Canadians in the field this week and the only one ranked outside the Top 30 entering the week
- Has an Average Driving Distance – All Drives of 302.91yds, the best of any Canadian player since 2023

Best FedExCup Rank Canadian Players in the Field this Week

	Rank
Corey Connors	16th
Nick Taylor	22 nd
Taylor Pendrith	35 th

Best FedExCup Finish PGA TOUR Career

	Rank
2024	14 th
2021-2022	46 th
2022-2023	114 th

**currently ranked 35th*

Best Driving Distance - All Drives Canadian Players PGA TOUR Since 2023

	Avg
Taylor Pendrith	302.91
Corey Connors	296.05
Michael Gligic	294.13
Mackenzie Hughes	291.75
Adam Hadwin	291.50

**min 24 rds played*

All FedExCup Ranks are thru TOUR Championship



Pathways Select Player Document

BMW Championship

As of August 13, 2025

PGA TOUR Pathways

PGA TOUR University | PGA TOUR Americas | Korn Ferry Tour | PGA TOUR Q-School presented by Korn Ferry

Cameron Young

Pathway to the PGA TOUR: Korn Ferry Tour (2020-21)

- Captured his first PGA TOUR victory at the Wyndham Championship in his 94th start on TOUR; recorded seven runner-up finishes prior to his first TOUR win, the most by any player on TOUR without a win since 1983
 - With this win, became the 1,000th unique winner in PGA TOUR history
- Qualified for the FedExCup Playoffs for a fourth consecutive season, standing No. 12 in the FedExCup; previously earned his lone TOUR Championship berth as a PGA TOUR rookie in 2022
- Best finish in three starts at the BMW Championship is T15 (2023)
- Earned his first PGA TOUR card via a top-25 finish (No. 19) on the 2020-21 Korn Ferry Tour Points List
- Began the 2020-21 season without Korn Ferry Tour status (had fully exempt status for PGA TOUR Canada, which cancelled its season May 29, 2020) and earned Special Temporary Membership with a run of four consecutive top-15s in August 2020
- Captured back-to-back Korn Ferry Tour titles in May 2021, AdventHealth Championship and NV5 Invitational, en route to earning his TOUR card

Chris Gotterup

Pathway to the PGA TOUR: PGA TOUR University (2022), Korn Ferry Tour (2023)

- Claimed his second PGA TOUR title last month at the Genesis Scottish Open; qualified for the FedExCup Playoffs for the first time and is currently No. 26 in the FedExCup
- Earned his first career PGA TOUR win in his rookie season at the 2024 ONEflight Myrtle Beach Classic
- Earned PGA TOUR membership for the first time via the 2023 Korn Ferry Tour season, which saw the top 30 players on the Points List earn TOUR membership for the 2024 season. Finished No. 23 on the 2023 Korn Ferry Tour Points List to earn his TOUR card, recording 21 made cuts – including three top-10s – in 24 starts.
- Finished No. 7 in the 2022 PGA TOUR University Ranking after four seasons at Rutgers University (2017-21) and a fifth season at University of Oklahoma (2021-22).
- Joined by Ludvig Åberg (FedExCup No. 13) and Jacob Bridgeman (No. 27) as PGA TOUR University alumni to advance to the BMW Championship

J.J. Spaun

Pathway to the PGA TOUR: PGA TOUR Canada (2013-15), Korn Ferry Tour (2016)

- Earned a runner-up finish at the FedEx St. Jude Championship to move up to No. 3 in the FedExCup; will be making his third career start at the BMW Championship, his first since 2023 when he finished T23
- Captured his first major title and second PGA TOUR victory at the 2025 U.S. Open at Oakmont Country Club after being defeated in a playoff three months earlier by Rory McIlroy at THE PLAYERS Championship
 - Became the first PGA TOUR Canada/Latinoamerica/Americas alum to win a major championship

- Locked up his first PGA TOUR card as a rookie on the Korn Ferry Tour in 2016 and played five straight seasons on TOUR. After finishing No. 174 in the 2020-21 FedExCup standings, he regained his PGA TOUR status for the 2022 season through the 2021 Korn Ferry Tour Finals
- Earned Player of the Year honors on PGA TOUR Canada after finishing atop the 2015 Order of Merit and earned exempt status on the Korn Ferry Tour for the 2016 season
- Played four seasons at San Diego State University (2008-12), where he was credited with five collegiate wins, earned two All-America honors, and was named the 2012 Mountain West Conference Golfer of the Year

Jacob Bridgeman

Pathway to the PGA TOUR: PGA TOUR University (2022), Korn Ferry Tour (2022-23)

- Second-year PGA TOUR member making his first FedExCup Playoffs appearance, and debut in the BMW Championship, at No. 27 in the FedExCup
- Recorded five top-10s this season, highlighted by a runner-up finish at the Cognizant Classic, after failing to record a top-10 as a PGA TOUR rookie in 2024
- Previously finished No. 113 in the 2024 FedExCup Fall standings as a PGA TOUR rookie
- In his first full season on Korn Ferry Tour in 2023, totaled six top-10s and 14 top-25s, including a T4 at the Albertsons Boise Open presented by Chevron, and finished No. 14 Points List, earning his first PGA TOUR card (top 30 from Points List)
- Finished No. 2 in the PGA TOUR University Class of 2022, only trailing No. 1 Pierceson Coody from University of Texas; performance benefits included exempt membership for remainder of the 2022 Korn Ferry Tour season, as well as an exemption for Final Stage of what is now PGA TOUR Q-School presented by Korn Ferry
- Played four seasons at Clemson University (2018-22), winning five times individually, with the crown jewel being medalist honors at the 2022 Atlantic Coast Conference Championship en route to earning the 2022 ACC Player of the Year award

Brian Campbell

Pathway to the PGA TOUR: Korn Ferry Tour (2016, 2024)

- Qualified for the FedExCup Playoffs for the first time and enters the BMW Championship at No. 39
- One of six multiple winners on TOUR this season (Ryan Fox, Ben Griffin, Rory McIlroy, Scottie Scheffler, Sepp Straka), with his first PGA TOUR title coming at the Mexico Open at Vidanta World, followed by his second at the John Deere Classic
- One of three 2024 Korn Ferry Tour graduates to qualify for the FedExCup Playoffs (Aldrich Potgieter, Ryan Gerard)
- Secured a return to the PGA TOUR with a No. 7 finish on the 2024 Korn Ferry Tour Points List (previously graduated following the 2016 Korn Ferry Tour season)
- Played four seasons at University of Illinois (2011-15), winning four times individually – including two NCAA Regionals – and helping the Fighting Illini to team titles at the Big Ten Conference Championship in 2012, 2013, and 2015

Ryan Gerard

Pathway to the PGA TOUR: PGA TOUR Canada (2022), Korn Ferry Tour (2024)

- Making his BMW Championship debut at No. 32 in the FedExCup
- Claimed his first PGA TOUR victory last month at the Barracuda Championship
- One of three 2024 Korn Ferry Tour graduates to qualify for the FedExCup Playoffs (Aldrich Potgieter, Brian Campbell)
- After beginning the 2024 Korn Ferry Tour season as a conditional member, earned a return to the PGA TOUR with a No. 12 finish on the 2024 Korn Ferry Tour Points List off the strength of a victory at the BMW Charity Pro-Am presented by TD SYNEX

- Earned Special Temporary Membership on the PGA TOUR amid the 2022-23 season; open qualified for the 2023 Cognizant Classic in The Palm Beaches, gaining entry to the event via a 5-for-3 playoff Tuesday morning and going on to finish solo fourth (later secured Special Temporary Membership at the 2023 Valero Texas Open)



FEDEXCUP PLAYOFFS COMPETITIONS AND ELIGIBILITY OVERVIEW

FEDEXCUP PLAYOFFS ELIGIBILITY BENEFITS

TOP 70 All players who qualify for the FedExCup Playoffs receive the following benefits by finishing in the top 70 of the FedExCup Points List through the TOUR Championship:

Exemptions

2026 PLAYERS Championship
2026 Charles Schwab Challenge
2026 Genesis Scottish Open

PGA TOUR card

Thru 2026

Players who finish in the top 60 also qualify for the 2025 Baycurrent Classic.

TOP 50 In addition to the benefits listed above, players who qualify for the BMW Championship receive the following benefits by finishing in the top 50 of the FedExCup Points List through the TOUR Championship:

Exemptions

All Signature Events in 2026 (including The Sentry)

TOP 30 In addition to the benefits listed above, players who qualify for the TOUR Championship receive the following benefits by finishing in the top 30 of the FedExCup Points List through the TOUR Championship:

Exemptions

2026 Masters Tournament
2026 U.S. Open
2026 Open Championship

PGA TOUR card

Thru 2027 (two-year exemption)

FEDEXCUP CHAMPION In addition to the benefits listed above, the winner of the TOUR Championship receives the following benefits as the FedExCup Champion:

Official Money

\$10 million

Exemptions

2026 PGA Championship

PGA TOUR card

Thru 2030

FEDEXCUP PLAYOFFS NOTES

The 2025 TOUR Championship format will be a 72-hole stroke play competition. The player with the lowest score after four rounds is named the winner of the FedExCup and awarded an official PGA TOUR victory.

The FedExCup Champion earns a five-season exemption.

The winner of the TOUR Championship, who is also the FedExCup Champion, earns \$10 million as the winner's share of the purse (\$40 million). This is Official Money and will count on the Official PGA TOUR Money List.

Any professional that is qualified for the TOUR Championship, but unable to participate and/or any professional who is disqualified or withdraws for any reason will finish in last position for the TOUR Championship. If multiple players do not play, they will tie for last place. Ties are determined the same way as Regular Season events when total money for each tying position is averaged which is then distributed to each player in tying position.

FEDEXCUP FALL ELIGIBILITY BENEFITS

TOP 100 THRU THE FEDEXCUP FALL Players who finish in the top 100 in the FedExCup Fall Points List through The RSM Classic receive the following benefits:

Exemptions

2026 PLAYERS Championship
2026 Charles Schwab Challenge

PGA TOUR card

Thru 2026

51-60 THRU THE FEDEXCUP FALL Players who finish between Nos. 51-60 in the FedExCup Fall Points List through The RSM Classic receive the following benefits through the Aon Next 10:

Exemptions

2026 AT&T Pebble Beach Pro-Am
2026 Genesis Invitational

FEDEXCUP FALL NOTES

Players finishing top 50 will hold their position on the FedExCup Fall Points List. In the Fall, any points earned by top 50 players will not accumulate on the FedExCup Points List.

All players are playing for winners exemptions and Official World Golf Ranking points. Those outside the top 50 are playing for access to AT&T Pebble Beach and The Genesis Invitational, while those outside the top 70 are also playing for status for the following season.



BMW Championship

BMW Championship Historical Notes

PGA TOUR Golf in Maryland

This week's BMW Championship will be the 53rd PGA TOUR tournament contested in Maryland. Here's a list of the previous 52.

Year	Tournament	City	Course	Winner
1899	U.S. Open	Baltimore	Baltimore CC	Willie Smith
1921	U.S. Open	Chevy Chase	Columbia CC	Jim Barnes
1924	Maryland Open	Baltimore	Baltimore CC	Fred Savage
1925	Maryland Open	Catonsville	Rolling Road GC	Charlie Betschler
	Middle Atlantic Open	Bethesda	Burning Tree Club	Leo Diegel
1926	Middle Atlantic Open	Catonsville	Rolling Road GC	Leo Diegel
1927	Middle Atlantic Open	Silver Spring	Indian Spring GC	Leo Diegel
1928	Maryland Open	Baltimore	Baltimore CC	Bobby Cruickshank
	PGA Championship	Baltimore	Five Farms CC	Leo Diegel
1930	Maryland Open	Catonsville	Rolling Road GC	George Spencer
	Middle Atlantic Open	Pikesville	Woodholme CC	Walter Hagen
1932	National Capital Open	Bethesda	Kenwood G&CC	Horton Smith
1933	Eastern Open	Baltimore	Baltimore CC	Paul Runyan
	National Capital Open	Bethesda	Kenwood G&CC	Paul Runyan
1934	National Capital Open	Bethesda	Kenwood G&CC	Bobby Cruickshank
1947	National Capital Open	Landover	Prince George's G&CC	Lloyd Mangrum
1948	National Capital Open	Landover	Prince George's G&CC	Skip Alexander
1950	Eastern Open	Baltimore	Mt. Pleasant GC	Lloyd Mangrum
1951	Eastern Open	Baltimore	Mt. Pleasant GC	Cary Middlecoff
1952	Eastern Open	Baltimore	Mt. Pleasant GC	Sam Snead
	National Celebrities Open	Landover/ Chevy Chase	Prince George's G&CC/ Columbia CC	Jimmy Demaret
1953	Eastern Open	Baltimore	Mt. Pleasant GC	Dick Mayer
1954	Eastern Open	Baltimore	Mt. Pleasant GC	Bob Toski
	National Celebrities Open	Bethesda	Congressional CC	Marty Furgol
1955	Eastern Open	Baltimore	Mt. Pleasant GC	Frank Stranahan
1956	Eastern Open	Baltimore	Mt. Pleasant GC	Arnold Palmer
1957	Eastern Open	Baltimore	Mt. Pleasant GC	Tommy Bolt
1958	Eastern Open	Baltimore	Mt. Pleasant GC	Art Wall
1959	Eastern Open	Baltimore	Pine Ridge GC	Dave Ragan
1960	Eastern Open	Baltimore	Pine Ridge GC	Gene Littler
1961	Eastern Open	Baltimore	Pine Ridge GC	Doug Sanders
1962	Eastern Open	Baltimore	Mt. Pleasant GC	Doug Ford

1964	U.S. Open	Bethesda	Congressional CC	Ken Venturi
1980	Kemper Open	Bethesda	Congressional CC	John Mahaffey
1981	Kemper Open	Bethesda	Congressional CC	Craig Stadler
1982	Kemper Open	Bethesda	Congressional CC	Craig Stadler
1983	Kemper Open	Bethesda	Congressional CC	Fred Couples
1984	Kemper Open	Bethesda	Congressional CC	Greg Norman
1985	Kemper Open	Bethesda	Congressional CC	Bill Glasson
1986	Kemper Open	Bethesda	Congressional CC	Greg Norman
1997	U.S. Open	Bethesda	Congressional CC	Ernie Els
2007	AT&T National	Bethesda	Congressional CC	K.J. Choi
2008	AT&T National	Bethesda	Congressional CC	Anthony Kim
2009	AT&T National	Bethesda	Congressional CC	Tiger Woods
2011	U.S. Open	Bethesda	Congressional CC	Rory McIlroy
2012	AT&T National	Bethesda	Congressional CC	Tiger Woods
2013	AT&T National	Bethesda	Congressional CC	Bill Haas
2014	Quicken Loans National	Bethesda	Congressional CC	Justin Rose
2016	Quicken Loans National	Bethesda	Congressional CC	Billy Hurley III
2017	Quicken Loans National	Potomac	TPC Potomac at Avenel	Kyle Stanley
2018	Quicken Loans National	Potomac	TPC Potomac at Avenel	Francesco Molinari
2021	BMW Championship	Owings Mills	Caves Valley GC	Bryson DeChambeau

This is the second time Caves Valley has hosted the BMW Championship. It's also the second time Maryland is a tournament site. Dating to the first Western Open, in 1899, 19 different states have hosted the tournament. Leading the way is Illinois, the site of 71 tournaments.

State	Total Tournaments
Illinois	71
Ohio	9
Michigan	7
Missouri	5
Indiana	4
Wisconsin	3
Arizona	2
California	2
Colorado	2
Iowa	2
Maryland	2
Minnesota	2
Pennsylvania	2
Tennessee	2
Delaware	1
New York	1
Oregon	1
Texas	1
Utah	1

Leo Diegel's four PGA TOUR wins in Maryland (three in succession) are the most by any player. Six players have won two tournaments each in the Terrapin State: **Bobby Cruickshank, Lloyd Mangrum, Greg Norman, Paul Runyan, Craig Stadler** and **Tiger Woods**.

The two all-time winningest players in PGA TOUR history are **Sam Snead** and **Tiger Woods**, with 82 wins each. Both players won in Maryland. Snead won the 1952 Eastern Open in Baltimore, while Woods was victorious at the AT&T National twice, in 2009 and 2012. Snead's win was the 67th of his career. He was 40 years, 3 months, 18 days on the day of his win. Woods' first AT&T National title was No. 69 of his career (33 years, 6 months, 5 days), and his 2012 victory was No. 74 (36 years, 6 months, 1 day).

At age 98, **Bob Toski** is the oldest living PGA TOUR winner. Toski, a five-time TOUR champion, picked up his fourth TOUR title when he won the 1954 Eastern Open at Mt. Pleasant Golf Club in Baltimore. Toski defeated **Jack Burke, Jr.**, by seven strokes. Prior to his death in 2024, Burke, at age 100, was the oldest living TOUR winner. Toski turns 99 on September 18.

Select Bios of Players from Maryland

Deane Beman (University of Maryland)

The future PGA TOUR Commissioner was born in Washington, D.C., and lived in Bethesda when the PGA TOUR headquarters made its home in Washington. Beman attended the University of Maryland, where he was a first-team All-American in both 1959 and 1960, the first Terrapin golfer to earn any All-American recognition. The school inducted Beman into its Athletics Hall of Fame in 2001. While still an amateur, Beman twice won the U.S. Amateur (1960 and 1963) and the British Amateur (1959). He was a four-time PGA TOUR winner and retired from competitive golf in 1974 to become the TOUR's second Commissioner. It was his vision to create Tournament Players Clubs, TPC Sawgrass the first in the network.

Wiffy Cox (Bethesda)

The native of New York lived in Washington, D.C., but for 31 years he was the head pro at Bethesda's Congressional Country Club, from 1938 to 1969. Prior to taking the job at Congressional, Cox was the head pro at nearby Kenwood Country Club for one year, in 1937. He played PGA TOUR golf between 1928 and 1937, winning nine times, with four of those titles coming in 1931, including the North and South Open.

Max Elbin (Bethesda)

Although he played sparingly on the PGA TOUR, the club pro was the president of the PGA of America, starting in 1965 and presided over the organization when the players broke free from the PGA and formed the Tournament Players Division, what became today's PGA TOUR. Elbin learned golf as a caddie at Cumberland Country Club in Cumberland. His first job was as assistant pro to Lew Worsham at Burning Tree Club. After Worsham won the 1947 U.S. Open and began touring full time, Elbin took over as the head pro at Burning Tree.

Fred Funk (Takoma Park)

The native of Takoma Park was an eight-time PGA TOUR winner, including the 2005 PLAYERS Championship. He won nine times on PGA TOUR Champions, with three of those victories major championship wins (2008 and 2010 JELD-WEN Tradition and the 2009 U.S. Senior Open). Funk attended and played golf at the University of Maryland, later becoming the Terrapins' golf coach from 1982 to 1988.

Chris Gotterup (Easton)

He was born in Easton, 70 miles east of Baltimore, across the Chesapeake Bay. Gotterup grew up in Little Silver, New Jersey.

Donnie Hammond (Frederick)

Hammond is a native of Frederick but has been a Florida resident since college. He is a two-time PGA TOUR winner and in 1982 he set the largest margin-of-victory record—14 strokes—at the PGA TOUR Qualifying Tournament (held at the newly opened TPC Sawgrass Stadium Course).

Denny McCarthy (Takoma Park)

As an amateur, he was a three-time winner of the Maryland Open (2010, 2013 and 2015), and he finished runner-up in 2012 and 2014. He also won the Maryland Amateur in 2013 and 2014. McCarthy's best PGA TOUR performances are a pair of runner-up showings, playoff losses at the 2023 Memorial and at the 2024 Valero Texas Open.

Fred McLeod (Chevy Chase)

After a stint as the head pro at The Midlothian Club outside Chicago, McLeod, born in Scotland, took the head job at Columbia Country Club in Chevy Chase in 1912. He remained in that position until 1967. He was a long-time honorary starter at the Masters Tournament and died a month after the 1976 Masters and is buried at Columbia Country Club. McLeod played in 86 PGA TOUR tournaments, winning four times, most notably the 1908 U.S. Open. He also won the 1938 PGA Seniors' Championship, contested at Augusta National.

Mike Reid (Bainbridge)

He was born in Bainbridge, Maryland, his father an Air Force officer who was based at the military base there. After a stellar career at BYU, Reid turned pro and eventually won two tournaments—the 1987 Seiko Tucson Open and the 1988 NEC World Series of Golf. After turning 50, Reid won two majors, his only two PGA TOUR Champions' titles, at the 2005 Senior PGA Championship and the 2009 JELD-WEN Tradition.

Lew Worsham (Bethesda)

Although born in Virginia, Worsham got his start in golf as a caddie at Bannockburn Golf Club in Glen Echo, Maryland. He turned pro at age 18, in 1935, and took a job at Kenwood Country Club in Bethesda, working in the golf shop. In 1938, he became the assistant pro at Chevy Chase Club, and a year later he took a similar position at Burning Tree Club in Bethesda, while beginning his TOUR career. He played in 181 tournaments and won six times. He famously holed out from the 18th fairway to win the 1953 World Championship of Golf in Chicago, the first golf tournament telecast live on television. His payday was \$25,000 (the equivalent of \$360,000 in 2025 dollars), the richest prize in the history of golf at the time. In 1947, he became Wiffy Cox's assistant at Congressional Country Club. During World War II, Worsham served at the United States Naval Training Center in Bainbridge, Maryland, with fellow TOUR pros Sam Snead and Jimmy Demaret.



Tournament Fact Sheet

BMW Championship (PGA TOUR)

Caves Valley Golf Club • Owings Mills, Md. • August 14-17, 2025

Golf Course Superintendent

Kyle Steidel, GCSAA

Years as GCSAA Member: 10

Years at Caves Valley: 8

Years as a Superintendent: 10

Previous Courses: Muirfield Village (superintendent)

Hometown: Cincinnati, Ohio

Education: Ohio State University

Professional Tournaments Hosted: This is Steidel's second BMW (2021). He was part of eight Memorial Tournaments and one President's Cup at Muirfield Village.

Contact: Mike Strauss: mstrauss@gcsaa.org / 785-865-8444

Other Key Agronomy Personnel

Dany Horne, GCSAA, senior assistant superintendent

Ryan Feathers, junior assistant superintendent; Ben Horchar, junior assistant superintendent; Jobe Axley, horticulture

Agronomy Employees: / Tournament Volunteers:

Golf Course Dogs: Tucker and Ruger

Course Architect

Tom Fazio (1991)

Renovation: Logan Fazio (2020)

Notable

- Course hosted the 2021 BMW Championship, which was won by Patrick Cantlay

Tournament Setup

Par: 35-35--70

Yardage: 7,601

Turfgrass

Greens: Pure Distinction bentgrass

Tees: Pennncross 007 bentgrass/ Luminary bentgrass

Fairways: Pennncross bentgrass

Rough: Tall fescue / bluegrass

Links

GCSAA Tournament Fact Sheet Home:

<https://www.gcsaa.org/media/tournament-fact-sheets>

GCSAA Website: <https://www.gcsaa.org/>

GCM (GCSAA Magazine): <https://gcmonline.com/>

(more on next pages)

Mike Strauss • Media Relations Manager • (O) 785-312-5164 • (C) 785-865-8444 • mstrauss@gcsaa.org • www.gcsaa.org

Since 1926 the Golf Course Superintendents Association of America (GCSAA) has been the top professional association for the men and women who manage golf courses in the United States and worldwide. From its headquarters in Lawrence, Kan., the association provides education, information and representation to 20,000 members in more than 78 countries. GCSAA's mission is to serve its members, advance their profession and improve communities through enjoyment, growth and vitality of the game of golf.



Tournament Fact Sheet

2025 GCSAA Course and Superintendent Notes For Courses Played to Date (PGA TOUR Only) (Primary Courses Only) (U.S./Canada Courses Only) (This Week's Course in Red)

Tournaments by State

5 – California
4 – Florida / Texas
2 – Hawaii / South Carolina / Pennsylvania / North Carolina
1 – Ariz. / Ga. / La. / Ohio / Canada / Ct. / Mich. / Ill. / Ky. / Minn.
/ Tenn. / **Md.**

Yardage (par)

Longest (top 10)

7,765 (72) – Torrey Pines South (Farmers Insurance)
7,765 (72) – Torrey Pines South (Genesis)
7,626 (71) – Quail Hollow (PGA Championship)
7,601 (72) – Caves Valley (BMW Championship)
7,596 (73) – Kapalua Resort (The Sentry)
7,569 (72) – Muirfield Village (Memorial)
7,561 (71) – TPC Craig Ranch (CJ CUP Byron Nelson)
7,555 (72) – Augusta National (Masters)
7,480 (71) – Tahoe Mountain Club (Barracuda)
7,475 (70) – Memorial Park (Texas Children's Hospital)

Shortest (top 5)

6,844 (70) – TPC River Highlands (Travelers)
6,972 (72) – Pebble Beach Golf Links (AT&T Pro Am)
7,044 (70) – Waialae (Sony Open)
7,056 (70) – Hurstbourne (ISCO)
7,119 (70) – Philadelphia Cricket Club (Truist)

Average Green Size (top five)

Largest

8,500 – Oakmont (US Open)
8,722 – Kapalua Resort (The Sentry)
7,500 – Bay Hill Club (Cognizant)
7,100 – Waialae (Sony Open)
7,069 – TPC Scottsdale (WM Phoenix Open)

Smallest

3,500 – Pebble Beach Golf Links (AT&T Pro Am)
3,700 – Harbour Town (RBC)
4,500 – TPC Southwind (FedEx St. Jude)
4,750 – Hurstbourne (ISCO)
5,000 – TPC River Highlands (Travelers)
5,000 – Colonial Country Club (Charles Schwab)
5,000 – Torrey Pines South (Farmers Insurance)
5,000 – Torrey Pines South (Genesis)
5,000 – Muirfield Village (Memorial)

Number of Bunkers (top five)

Most

168 – Oakmont (US Open)
118 – Philadelphia Cricket Club (Truist)
116 – Pebble Beach Golf Links (AT&T Pro Am)
106 – TPC Louisiana (Zurich)
95 – Tahoe Mountain Club (Barracuda)

Fewest

21 – Memorial Park (Texas Children's Hospital)
44 – Augusta National (Masters)
48 – TPC Toronto (RBC Canadian)
51 – Harbour Town (RBC)
52 – Sedgfield (Wyndham)

Green Turf Type

11 – Poa or Poa overseed
9 – Bentgrass
8 – Bermudagrass
4 – Bentgrass / Poa
1 – Poa / bentgrass / ryegrass

Rough Turf Type

13 – Ryegrass
8 – Bluegrass and/or bluegrass mixes
6 – Bermudagrass
5 – Ryegrass and fescue mixes
1 – Tall fescue

Mike Strauss • Media Relations Manager • (O) 785-312-5164 • (C) 785-865-8444 • mstrauss@gcsaa.org • www.gcsaa.org

Since 1926 the Golf Course Superintendents Association of America (GCSAA) has been the top professional association for the men and women who manage golf courses in the United States and worldwide. From its headquarters in Lawrence, Kan., the association provides education, information and representation to 20,000 members in more than 78 countries. GCSAA's mission is to serve its members, advance their profession and improve communities through enjoyment, growth and vitality of the game of golf.



Tournament Fact Sheet

Superintendents Tournaments Hosted (includes 2025) (top 5)

- 30 – Jeff Plotts, TPC Sawgrass (10th THE PLAYERS)
- 28 – Jonathan Wright, Harbour Town (RBC)
- 24 – Dave Nakama, CGCS, Waialae (Sony Open)
- 17 – Ryan Stewart, Innisbrook (Valspar)
- 17 – Chris Flynn, CGCS, Bay Hill Club (Arnold Palmer)
- 17 – Keith Wood, Quail Hollow (PGA Championship)

Superintendents GCSAA Membership Years (30+ years)

- 39 – Brian Sullivan, CGCS, MG, PGA West (AE)
- 37 – Roby Robertson, CGCS, TPC San Antonio (Valero Texas)
- 34 – Walter K. Pritchett, CGCS, Hurstbourne (ISCO)
- 34 – Ken Einwig, PGA National (Cognizant)
- 31 – Stephen Gross, CGCS, TPC Craig Ranch (THE CJ CUP)
- 31 – Jeff Plotts, TPC Sawgrass (THE PLAYERS)

Superintendents Alma Maters

5 – Ohio State

- 2 – Penn State, Michigan State, UMass
- 1 – Arizona, Hawaii, Texas Tech, Lake City, SUNY-Cobleskill, Georgia, N.C. State, Kansas State, Purdue, Kentucky, Mississippi State, Virginia Tech, Rutgers, Connecticut, West Virginia, Aquinas, North Dakota State

Mike Strauss • Media Relations Manager • (O) 785-312-5164 • (C) 785-865-8444 • mstrauss@gcsaa.org • www.gcsaa.org

Since 1926 the Golf Course Superintendents Association of America (GCSAA) has been the top professional association for the men and women who manage golf courses in the United States and worldwide. From its headquarters in Lawrence, Kan., the association provides education, information and representation to 20,000 members in more than 78 countries. GCSAA's mission is to serve its members, advance their profession and improve communities through enjoyment, growth and vitality of the game of golf.

FedExCup Notes

Top 50 Breakdown (50 players in field)

6 FedExCup Champions: Six FedExCup champions are currently inside the top 50 of the FedExCup standings

Most Seasons Qualifying for BMW Championship Since 2007

	Apps	Rank
Rory McIlroy	15 th	2 nd
Jason Day	14 th	44 th
Justin Rose	13 th	4 th
Keegan Bradley	13 th	14 th

*Current Top 50 of FedExCup

FedExCup Champions Remaining FedExCup Playoffs This Season

	Current Rank	Year Won
Scottie Scheffler	1 st	2024
Rory McIlroy	2 nd	(2016, 2019 & 2022)
Justin Rose	4 th	2018
Justin Thomas	9 th	2017
Patrick Cantlay	19 th	2021
Viktor Hovland	28 th	2023

Entering the 2025 BMW Championship, currently 12 players rank inside the top 30 of the FedExCup standings without a win this season. **Tommy Fleetwood** is the highest ranked player without a win this season.

Highest Ranked in FedExCup Without a Win Entering 2025 BMW Championship

	Rank	# of Top 10s
Tommy Fleetwood	8 th	6
Maverick McNealy	15 th	6
Corey Connors	16 th	6
Collin Morikawa	17 th	4
Patrick Cantlay	19 th	4
Robert MacIntyre	20 th	5
Shane Lowry	23 rd	4
Sam Burns	24 th	4
Sungjae Im	25 th	3
Jacob Bridgeman	27 th	5
Akshay Bhatia	29 th	4
Lucas Glover	30 th	5

Players Seeking 1st TOUR Championship

	Rank		Rank
J.J. Spaun	3 rd	Ryan Fox	34 th
Ben Griffin	7 th	Thomas Detry	36 th
Andrew Novak	11 th	Kurt Kitayama	37 th
Maverick McNealy	15 th	Denny McCarthy	38 th
Chris Gotterup	26 th	Brian Campbell	39 th
Jacob Bridgeman	27 th	Michael Kim	42 nd
Samuel Stevens	31 st	Harry Hall	45 th
Ryan Gerard	32 nd	Bud Cauley	46 th

The difference between 30th and 31st has been less than three points entering the TOUR Championship in five of the last 16 PGA TOUR seasons.

Top 30 Bubble Entering This Week

		+/- pts
26	Chris Gotterup	+97.336
27	Jacob Bridgeman	+64.489
28	Viktor Hovland	+62.481
29	Akshay Bhatia	+41.532
30	Lucas Glover	--
31	Samuel Stevens	-27.623
32	Ryan Gerard	-32.521
33	Daniel Berger	-54.025
34	Ryan Fox	-76.876
35	Taylor Pendrith	-84.277

Closest Point Separation between 30th & 31st Thru BMW Championship Since 2009

	Difference
2009	0.5
2015-16	0.6
2016-17	0.7
2014-15	2
2019-20	2.7



2025 BMW Championship Broadcast Window Notes



Scottie Scheffler (1st), Rory McIlroy (2nd)

Scheffler is set to make his 6th BMW Championship appearance. **McIlroy** is set to make his 15th BMW Championship appearance.

- 13** Scottie Scheffler has led in the FedExCup Standings for 13 weeks, the most of any other player on the PGA TOUR this season
- 13** Scottie Scheffler has 13 rounds in a row in the 60's, the longest active streak of rounds in the 60's on the PGA TOUR this season
- 24** Rory McIlroy has had 24 rounds hitting 80% or more of Greens in the FedExCup Playoffs, tied for the third most of any player in the FedExCup Playoffs
- +0.75** Strokes Gained: Putting average this season, McIlroy's highest average in his PGA TOUR career
- 112** Rory McIlroy is -112 under par at the BMW Championship, the lowest score to par of any player at the BMW Championship since 2007

FedExCup Career Summary

	Scheffler	McIlroy
Current Rank	1 st	2 nd
BMW Champ Apps	6 th	15 th
TOUR Champ Apps	5	11

Most Weeks Leading the FedExCup PGA TOUR This Season

	Total
Scottie Scheffler	13
Rory McIlroy	9
Hideki Matsuyama	4
Sepp Straka	3
Ludvig Åberg	3

Players to have 4+ Wins in a Season and Win BMW Championship

	Year
Tiger Woods	2007
Tiger Woods	2009
Jason Day	2015

**Scheffler has 4 wins this season*

Longest Active Streak of Rounds in the 60s PGA TOUR this Season

	Total
Scottie Scheffler	13
Jhonattan Vegas	8
Jackson Koivun	7
J.J. Spaun	7
Tommy Fleetwood	7

Most Rounds Hitting 14+ Greens in Regulation FedExCup Playoffs Since 2007

	Total
Adam Scott	37
Dustin Johnson	29
Rory McIlroy	24
Justin Rose	24

Highest SG: Putting Average PGA TOUR Career (McIlroy)

	AVG
2025	+0.75
2022	+0.50
2019	+0.43
2014	+0.27
2021	+0.19

Most Under Par at BMW Championship Since 2007

	Total
Rory McIlroy	-112
Justin Rose	-100
Patrick Cantlay	-86
Sergio Garcia	-85
Adam Scott	-83

J.J. Spaun (3rd), Justin Rose (4th)

Spaun is set to make his 3rd BMW Championship appearance. **Rose** is set to make his 15th BMW Championship appearance.

+3.33 Strokes Gained: Tee-to-Green, Spaun leads in this category in the 2025 FedExCup Playoffs

15 Spaun has spent 15 weeks inside the FedExCup Top 10 this season, the most in his PGA TOUR career

33 Rose has the third most rounds under par at the BMW Championship since 2007

17 bogey free rounds, Rose has the most rounds in the FedExCup Playoffs since 2007

FedExCup Career Summary

	Spaun	Rose
Current Rank	3 rd	4 th
BMW Champ Apps	3 rd	15 th
TOUR Champ Apps	0	10

SG: Tee-to-Green Leaders 2025 FedExCup Playoffs

	Avg
J.J. Spaun	+3.33
Si Woo Kim	+2.52
Justin Rose	+2.19
Akshay Bhatia	+2.17
Scottie Scheffler	+2.04

Most Weeks Inside FedExCup Top 10 PGA TOUR Career (Spaun)

	Total
2025	15
2022	1
2021	1
2018	1

Players to Win FedExCup & Major in Same Year

	Player	Event
2007	Tiger Woods	PGA Championship
2015	Jordan Spieth	Masters Tournament & U.S. Open
2017	Justin Thomas	PGA Championship
2020	Dustin Johnson	Masters Tournament
2024	Scottie Scheffler	Masters Tournament

**Spaun 2025 U.S. Open Winner*

Biggest FedExCup Movers at FedEx St. Jude Championship

	Before	After	Movement
Justin Rose	25th	4th	+21
Akshay Bhatia	45 th	29 th	+16
Rickie Fowler	64 th	48 th	+16
Kurt Kitayama	52 nd	37 th	+15

Most Rounds Under Par at BMW Championship Since 2007

	Total
Rory McIlroy	42
Adam Scott	35
Justin Rose	33
Sergio Garcia	33
Dustin Johnson	30

Most Bogey Free Rounds FedExCup Playoffs Since 2007

	Total
Justin Rose	17
Dustin Johnson	17
Steve Stricker	14
Zach Johnson	14

Most Rounds Making 100+ Feet of Putts FedExCup Playoffs Since 2007

	Total
Matt Kuchar	35
Jason Day	33
Phil Mickelson	31
Justin Rose	30
Webb Simpson	30



2025 BMW Championship Broadcast Window Notes



Russell Henley (6th), Ben Griffin (7th)

Henley is set to make his 10th BMW Championship appearance. **Griffin** is set to make his 1st BMW Championship appearance.

- 1,891** Russell Henley earned 1,891 FedExCup Points at Signature Events this season, the most of any other player on the PGA TOUR this season
- 7th** Ben Griffin is ranked the 7th in the FedExCup Standings, the highest ranked player making his BMW Championship debut this week
- 45** Ben Griffin has 45 rounds in the 60's this season, the 2nd most of any player on the PGA TOUR this season
- 454** Ben Griffin is 454-under par on par 5's since 2023, the lowest score to par on Par 5's by any player on the PGA TOUR since 2023

FedExCup Career Summary

	Henley	Griffin
Current Rank	6 th	7 th
BMW Champ Apps	10 th	1 st
TOUR Champ Apps	4	0

SG: Around-the-Green Rank Improvement PGA TOUR Last 3 Seasons

	Rank
This Season	5th
2024	21 st
2022-23	T24

Most FedExCup Points in Signature Events PGA TOUR This Season

	Total
Russell Henley	1,891
Scottie Scheffler	1,729
Sepp Straka	1,717
Justin Thomas	1,479
Tommy Fleetwood	1,372

Average Approach by Yardage PGA TOUR This Season (Henley)

Yards	AVG	Rank
<100	13' 5"	2 nd
100-125	18' 7"	T39
125-150	22' 0"	T32
150-175	26' 7"	T32
175-200	32' 9"	T68
>200	48' 10"	T52

Highest Ranked Players Making BMW Championship Debut This Week

	Rank
Ben Griffin	7th
Andrew Novak	11 th
Chris Gotterup	26 th
Jacob Bridgeman	27 th
Samuel Stevens	31 st

Most Rounds in the 60s PGA TOUR This Season

	Total
Harry Hall	55
Ben Griffin	45
Chris Gotterup	43
Scottie Scheffler	43
Ryan Gerard	42

Best Par 5 Performance PGA TOUR Since 2023

	Total
Ben Griffin	-454
Davis Thompson	-418
Harry Hall	-411
Sungjae Im	-405
Eric Cole	-403



2025 BMW Championship Broadcast Window Notes



Tommy Fleetwood (8th), Justin Thomas (9th)

Fleetwood is set to make his 5th BMW Championship appearance. **Thomas** is set to make his 10th BMW Championship appearance.

- 8th** Tommy Fleetwood ranks 8th in FedExCup Standings entering this week, the highest rank of players without a win on the PGA TOUR this season
- 29** Top 5's Without a Win, Fleetwood has the most of any player on the PGA TOUR since 1983
- 25** Justin Thomas went 25 under at the 2019 BMW Championship, the third most under par of any player at this event since 2007
- 3** Thomas has had 3 rounds with 22 or less putts, tied for the most of any player in the FedExCup Playoffs since 2012

FedExCup Career Summary

	Fleetwood	Thomas
Current Rank	8 th	9 th
BMW Champ Apps	5 th	10 th
TOUR Champ Apps	4	8

Highest Ranked Players In FedExCup Without a Win This Season

	Rank
Tommy Fleetwood	8th
Maverick McNealy	15 th
Corey Conners	16 th
Collin Morikawa	17 th
Patrick Cantlay	19 th

Most Bogey Free Rounds in an Event PGA TOUR Career (Fleetwood)

	Total
BMW Championship	6
The Open Championship	4
TOUR Championship	4
WGC-HSBC Champions	3
Travelers Championship	3

Most Top 5's Without a Win PGA TOUR Since 1983

	Total
Tommy Fleetwood	29
Bobby Wadkins	19
Brett Quigley	18
Cameron Tringale	17
Briny Baird	17

Most Under Par BMW Championship Since 2007

	Year	Total
Patrick Cantlay	2021	-27
Bryson DeChambeau	2021	-27
Justin Thomas	2019	-25

Most Rounds with 22 or Less Putts FedExCup Playoffs Since 2012

	Total
Justin Thomas	3
J.T. Poston	3
Webb Simpson	3
Jordan Spieth	3

Par 4 Performance Leaders FedExCup Playoffs Since 2007

	Total
Justin Thomas	-102
Rory McIlroy	-102
Jon Rahm	-70
Xander Schauffele	-69



2025 BMW Championship Broadcast Window Notes



Harris English (10th), Andrew Novak (11th)

English is set to make his 8th BMW Championship appearance. **Novak** is set to make his 1st BMW Championship appearance.

- 53rd** Harris English ranks 53rd in Strokes Gained: Off-the-Tee on the PGA TOUR this season, improving each of the last 3 seasons
- 12** English finished 12th in the FedExCup Standings in the 2019-2020 season, his best finish in his PGA TOUR career, he is ranked 10th entering this week
- 15th** Andrew Novak ranks 15th in Par 5 Performance on the PGA TOUR this season, his best performance by par this season
- 25** hole outs on the PGA TOUR this season, Novak has the second most of any player

FedExCup Career Summary

	English	Novak
Current Rank	10 th	11 th
BMW Champ Apps	8 th	1 st
TOUR Champ Apps	3	0

Hit Fairway vs Miss Fairway This Season (English)

	Hit	Miss
Score to Par	-96	37
GIR %	73.66	55.06
Birdies	160	92
Bogeys or Worse	160	92

SG: Off-The-Tee Rank Improvement PGA TOUR Last 3 Seasons (English)

	Rank
This Season	53rd
2024	84 th
2022-23	164 th

Best FedExCup Finish PGA TOUR Career (English)

	Rank
2019-20	12 th
2020-21	18 th
2014-15	28 th
2013	31 st
2013-14	32 nd

**currently 10th*

SG: Around-the-Green PGA TOUR Career (Novak)

	AVG	Rank
2022	+0.02	101 st
2023	+0.17	51 st
2024	+0.20	40 th
2025	+0.26	24th

Performance by Par This Season (Novak)

	Total	Rank
Par 3	+30	155 th
Par 4	+40	149 th
Par 5	-109	15 th

Most Hole Outs PGA TOUR This Season

	Total
Sungjae Im	29
Andrew Novak	25
Si Woo Kim	25
Sami Valimaki	24



2025 BMW Championship Broadcast Window Notes



Cameron Young (12th), Ludvig Åberg (13th)

Young is set to make his 4th BMW Championship appearance. **Åberg** is set to make his 2nd BMW Championship appearance.

- +1.62** Average Strokes Gained: Off-the-Tee in the 2025 FedExCup Playoffs, the highest average of any other player thru the 2025 FedEx St. Jude Championship
- 320.8** Average Driving Distance in the FedExCup Playoffs, Young has the longest average of any other player since 2007 (Min 24 Rounds Played)
- 16th** Last Season Ludvig Åberg finished 16th in the FedExCup Standings, the 2nd best finish by any Swedish player in the FedExCup Era
- 32** Ludvig Åberg has spent 32 weeks inside the FedExCup top 30 this season, he is one of five players to be inside the FedExCup top 30 every week this season

FedExCup Career Summary

	Young	Åberg
Current Rank	12 th	13 th
BMW Champ Apps	4 th	2 nd
TOUR Champ Apps	1	1

SG: Off-the-Tee Leaders 2025 FedExCup Playoffs

	Avg
Cameron Young	+1.62
Scottie Scheffler	+1.00
Sepp Straka	+0.96
Rickie Fowler	+0.93
Ludvig Åberg	+0.76

First 11 vs Last 11 Starts PGA TOUR This Season (Young)

	First 11	Last 11
Cuts Made	5	10
Wins	0	1
Top 10's	1	5
Top 25's	3	6

Driving Distance Leaders In FedExCup Playoffs Since 2007

	AVG
Cameron Young	320.8
Cameron Champ	318.8
Rory McIlroy	314.6
Dustin Johnson	314.4
Wyndham Clark	313.6

**Min 24 Rounds Played*

Best FedExCup Finish Players from Sweden PGA TOUR Since 2007

	Rank
2013 Henrik Stenson	1 st
2024 Ludvig Åberg	16th
2008 Carl Pettersson	21 st
2011 Freddie Jacobson	29 th
2020-21 Alex Noren	33 rd

Players Inside FedExCup Top 30 Every Week This Season

	Current Rank
Sepp Straka	5 th
Ludvig Åberg	13th
Collin Morikawa	17 th
Hideki Matsuyama	21 st
Sungjae Im	25 th

Best Finish at Event Debut PGA TOUR Career (Åberg)

	Finish Position
2024 Masters Tournament	2 nd
2024 AT&T Pebble Beach Pro-Am	2 nd
2024 BMW Championship	T2
2023 Sanderson Farms Championship	T2
2023 John Deere Classic	T4



2025 BMW Championship Broadcast Window Notes



Keegan Bradley (14th), Maverick McNealy (15th)

Bradley is set to make his 13th BMW Championship appearance. **McNealy** is set to make his 4th BMW Championship appearance.

- 2** Keegan Bradley has won the BMW Championship 2 times, one of four players to win the BMW Championship multiple times since 2007
- 0.48** Bradley has a SG: Around-the-Green average of +0.48 this season, his highest average in the last 5 seasons
- 95.11** Maverick McNealy has gained +95.11 strokes putting since 2023, the fifth most of any player on the PGA TOUR in that span
- 6** McNealy has 6 Top 10 Finishes this season, tied for the most in a season in his PGA TOUR career

FedExCup Career Summary

	Bradley	McNealy
Current Rank	14 th	15 th
BMW Champ Apps	13 th	4 th
TOUR Champ Apps	6	0

Players to Win BMW Championship Multiple Times Since 2007

	Total
Keegan Bradley	2
Tiger Woods	2
Patrick Cantlay	2
Dustin Johnson	2

SG: Around-the-Green Ranks Last 5 Seasons (Bradley)

	AVG	Rank
2025	+0.48	8th
2024	+0.01	100 th
2023	0.00	113 th
2022	+0.12	70 th
2021	+0.17	58 th

Oldest Winners at BMW Championship Since 2007

Age		
2024	Keegan Bradley	38 Years, 2 Months, 18 Days
2013	Zach Johnson	37 Years, 6 Months, 22 Days
2017	Marc Leishman	33 Years, 10 Months, 24 Days
2009	Tiger Woods	33 Years, 8 Months, 14 Days
2018	Keegan Bradley	32 Years, 3 Months, 2 Days

Most SG: Putting PGA TOUR Since 2023

	Total
Denny McCarthy	+167.78
Taylor Montgomery	+146.13
Harry Hall	+139.13
Sam Burns	+137.41
Maverick McNealy	+95.11

Most Top 10 Finishes in Season PGA TOUR Career (McNealy)

	Total
2025	6
2024	6
2022	4
2020	3
2023	3

Scoring Average by Round PGA TOUR This Season (McNealy)

	AVG	Rank
RD 1	70.62	119 th
RD 2	70.95	148 th
RD 3	69.06	12 th
RD 4	69.94	63 rd



2025 BMW Championship Broadcast Window Notes



Corey Conners (16th), Collin Morikawa (17th)

Conners is set to make his 7th BMW Championship appearance. **Morikawa** is set to make his 7th BMW Championship appearance.

- 5** Corey Conners has 5 Top 25 finishes at the BMW Championship since 2019, tied for the second most in that span
- 13** Conners has 13 rounds in which he gained at least 2+ strokes Approach-the-Green in FedExCup playoff events since 2019, tied for the third most on the PGA TOUR
- 20.17** Collin Morikawa has a 20.17% Par 3 Birdie or Better Percentage this season, his highest of any par this season
- 330.24** Morikawa has gained +330.24 strokes Approach-the-Green since 2019, the second most on the PGA TOUR

FedExCup Career Summary

Conners		
Current Rank	16 th	17 th
BMW Champ Apps	7 th	7 th
TOUR Champ Apps	4	5

Best Finishes by Canadians at BMW Championship Since 2007

		Finish
2022	Corey Conners	T5
2008	Stephen Ames	T5
2019	Corey Conners	T7
2022	Taylor Pendrith	T8
2023	Corey Conners	T10
2020	Mackenzie Hughes	T10

Most Top 25's BMW Championship Since 2019

	Total
Patrick Cantlay	6
Rory McIlroy	6
Xander Schauffele	5
Corey Conners	5
Sungjae Im	5

Most Rounds Gaining 2+ Strokes: Approach-the-Green FedExCup Playoffs Since 2019

	Total
Xander Schauffele	15
Viktor Hovland	14
Tony Finau	13
Corey Conners	13

Multi-Time Major Winners In Field This Week

	Wins
Rory McIlroy	5
Scottie Scheffler	4
Collin Morikawa	2
Xander Schauffele	2
Justin Thomas	2

Birdie or Better % By Par PGA TOUR This Season (Morikawa)

	Pct	Rank
Par 3	20.17	2nd
Par 4	19.04	28 th
Par 5	43.37	140 th

Most SG: Approach-the-Green PGA TOUR Since 2019

	Total
Scottie Scheffler	+340.40
Collin Morikawa	+330.24
Justin Thomas	+308.73
Hideki Matsuyama	+299.06
Corey Conners	+295.40



2025 BMW Championship Broadcast Window Notes



Brian Harman (18th), Patrick Cantlay (19th)

Harman is set to make his 12th BMW Championship appearance. **Cantlay** is set to make his 9th BMW Championship appearance.

- 10** Brian Harman has 10 rounds of hitting 90% or more fairways in the FedExCup playoffs, tied for the third most since 2007
- T5** Harman's best finish at the BMW Championship was T5 in 2023
- 18** Patrick Cantlay has 18 Sub 70 Rounds at the BMW Championship, the most of any player since 2019
- 26** Cantlay is -26 on Par 4's at the BMW Championship, the lowest score to par of any player since 2019

FedExCup Career Summary

	Harman	Cantlay
Current Rank	18 th	19 th
BMW Champ Apps	12 th	9 th
TOUR Champ Apps	3	7

Most Rounds Hitting 90% or More Fairways FedExCup Playoffs Since 2007

	Total
Jim Furyk	22
Zach Johnson	15
Brian Harman	10
Chez Reavie	10

Best Finish at BMW Championship PGA TOUR Career (Harman)

	Finish
2023	T5
2020	T12
2016	T13
2024	25 th
2021	T29

SG: Around-the-Green Last 3 Seasons (Harman)

	AVG	Rank
2023	+0.02	107 th
2024	+0.09	74 th
2025	+0.14	51 st

Most Sub 70 Rounds BMW Championship Since 2019

	Total
Patrick Cantlay	18
Corey Conners	14
Sungjae Im	14
Tony Finau	13
Xander Schauffele	13

Best Par 4 Score To Par BMW Championship Since 2019

	Total
Patrick Cantlay	-26
Jon Rahm	-23
Rory McIlroy	-22
Tony Finau	-18
Sam Burns	-18

PGA TOUR Career Since Last Win at BMW Championship (Cantlay)

	Total
Events	58
Cuts Made	52
Top 10's	19
Top 5's	15
Runner Ups	2

Standout Statistics

2025 FedExCup Playoffs

19th	Season in the FedExCup era
67 / 39	Total FedExCup Playoff events, won by 39 different winners in the 19 th season of the FedExCup
18,192	The total number of rounds played with scores ranging from 59 to 86 in the FedExCup Playoffs
327,456	The total number of holes played with scores ranging from 1 to 11 in the FedExCup Playoffs
1,278,101	Total strokes in the FedExCup Playoffs since 2007 (-9,552 <i>total score to par</i>)
466	The number of different players who have qualified for the FedExCup Playoffs at least once. These 466 players represent 39 different countries.
97.1%	of the players (68 of 70) who qualified for the FedExCup Playoffs have only known the FedExCup compared to 9.0% in the inaugural season (2007).
96.70%	of players to qualify for the TOUR Championship last season have only known the FedExCup era. Adam Scott is the only player.
10	Every player who has finished in the Comcast Business TOUR TOP 10 has qualified for the TOUR Championship since 2009
2	players have qualified for the FedExCup Playoffs in 18 of the 19 seasons
197	The number of different players who have qualified for the FedExCup Playoffs at least 5 times
6	six of the last ten seasons there have had 20 or more countries represented in the playoffs
4	Four players have more than two wins in the FedExCup Playoffs (Dustin Johnson/6, Rory McIlroy/6, Tiger Woods/4 & Patrick Cantlay/3)
2	Two players have shot 59 in the FedExCup Playoffs (Jim Furyk, 2013 BMW Championship, 2 nd Rd & Scottie Scheffler, 2020 FedEx St. Jude Championship, 2 nd Rd)
2+	Tiger Woods (2007, 2009) and Rory McIlroy (2016, 2019 & 2022) are the only two players to win multiple FedExCup titles.

Standout Statistics

2025 FedExCup Playoffs

By the Numbers
FedExCup Playoffs

Events	67
Event Winners	39
Rounds	18,192
Total Strokes	1,278,101
Score to Par	-9,552
Players Qualifying for Playoffs	466
FedExCup Champions	15
Multiple FedExCup Champions	2

Most Seasons Qualifying
FedExCup Playoffs

	Total	Rank
Justin Rose	18	4 th
Jason Day	18	44 th
Adam Scott	17	90 th
Matt Kuchar	17	127 th

Total Countries Represented
FedExCup Playoffs - Last 10 Seasons

	Countries
This Season	20
2024	18
2023	15
2022	22
2021	21
2020	20
2019	23
2018	21
2017	19
2016	19

Most Wins
FEC Playoffs Since 2007

	Total
Rory McIlroy	6
Dustin Johnson	6
Tiger Woods	4
Patrick Cantlay	3
Justin Rose	2
Keegan Bradley	2
Viktor Hovland	2
Justin Thomas	2
Billy Horschel	2
Vijay Singh	2
Bryson DeChambeau	2
Steve Stricker	2
Henrik Stenson	2
Camilo Villegas	2
Jason Day	2
Patrick Reed	2
Phil Mickelson	2

Most Seasons Qualifying for
TOUR Championship FEC era

	# of Seasons
Dustin Johnson	13
Rory McIlroy	11
Justin Rose	10
Adam Scott	10
Hideki Matsuyama	10
Jason Day	9
Matt Kuchar	9
Phil Mickelson	9
Tony Finau	8
Justin Thomas	8
Xander Schauffele	8
Jordan Spieth	8
Webb Simpson	8
Jim Furyk	8
Kevin Na	8
Patrick Reed	8
Hunter Mahan	8
Bubba Watson	8

Most Seasons Inside Comcast Business TOUR TOP 10
Entering FedExCup Playoffs – Since 2009

	# of Seasons
Rory McIlroy	9
Justin Thomas	7
Jordan Spieth	6
Dustin Johnson	6
Bubba Watson	6
Keegan Bradley	5
Jon Rahm	5
Matt Kuchar	5
Phil Mickelson	5
Patrick Reed	5

Standout Statistics

2025 FedExCup Playoffs

Percentage of Players to Only Know the FedExCup Qualifying for Playoffs Since 2007

	Only Know FEC	Prior to FEC	Know FEC plyrs
2025	97.1%	2.9%	68
2024	97.1%	2.9%	68
2023	95.7%	4.3%	67
2022	94.4%	5.6%	118
2021	87.2%	12.8%	109
2020	84.0%	16.0%	105
2019	80.0%	20.0%	100
2018	79.2%	20.8%	99
2017	72.0%	28.0%	90
2016	68.0%	32.0%	85
2015	60.0%	40.0%	75
2014	53.6%	46.4%	67
2013	48.8%	51.2%	61
2012	39.2%	60.8%	49
2011	32.0%	68.0%	40
2010	24.0%	76.0%	30
2009	16.8%	83.2%	21
2008	13.2%	86.8%	19
2007	9.0%	91.0%	13

**Only Knowing FEC: 1st season as TOUR member in FedExCup era*

Percentage of Players Only Knowing the FedExCup Top 30 at TOUR Championship since 2007

	Only Know FEC	Prior to FEC	Know FEC plyrs
2024	96.7%	3.3%	29
2023	96.7%	3.3%	29
2022	96.7%	3.3%	29
2021	90.0%	10.0%	27
2020	93.3%	6.7%	28
2019	80.0%	20.0%	24
2018	80.0%	20.0%	24
2017	76.7%	23.3%	23
2016	63.3%	36.7%	19
2015	56.7%	43.3%	17
2014	53.3%	46.7%	16
2013	43.3%	56.7%	13
2012	30.0%	70.0%	9
2011	26.7%	73.3%	8
2010	13.3%	86.7%	4
2009	13.3%	86.7%	4
2008	6.7%	93.3%	2
2007	3.3%	96.7%	1

**Only Knowing FEC: 1st season as TOUR member in FedExCup era*

Scottie Scheffler

Last 9 Starts - FedExCup Playoffs

	Finish
2025 FedEx St. Jude Championship	T3
2024 TOUR Championship	WON
2024 BMW Championship	T33
2024 FedEx St. Jude Championship	4 th
2023 TOUR Championship	T6
2023 BMW Championship	T2
2023 FedEx St. Jude Championship	T31
2022 TOUR Championship	T2
2022 BMW Championship	T3

Scottie Scheffler is one of the hottest players in the FedExCup Playoffs in the last few seasons. Scheffler has seven Top 10s of the last nine FEC Playoff events.

Facts & Figures / Miscellaneous Records

FedExCup Playoffs Since 2007



Past FedExCup Champions Performance in the FedExCup Playoffs

	FedEx St. Jude Champ	Dell Technologies	BMW Champ	TOUR Champ
2024 Scottie Scheffler	4 th	--	T33	WON
2023 Viktor Hovland	T13	--	WON	WON
2022 Rory McIlroy	MC	---	T8	WON
2021 Patrick Cantlay	T11	---	WON	WON
2020 Dustin Johnson	WON	---	2 nd	WON
2019 Rory McIlroy	T6	---	T19	WON
2018 Justin Rose	MC	2 nd	2 nd	T4
2017 Justin Thomas	6 th	WON	T47	2 nd
2016 Rory McIlroy	T31	WON	T42	WON
2015 Jordan Spieth	MC	MC	T13	WON
2014 Billy Horschel	MC	T2	WON	WON
2013 Henrik Stenson	T43	WON	T33	WON
2012 Brandt Snedeker	2 nd	6 th	T37	WON
2011 Bill Haas	T24	T61	T16	WON
2010 Jim Furyk	DNP	T37	T15	WON
2009 Tiger Woods	T2	T11	WON	2 nd
2008 Vijay Singh	WON	WON	T44	T22
2007 Tiger Woods	N/A	T2	WON	WON

Past Champions FedExCup Ranks in the FedExCup Playoffs

	Entering Playoffs	FedEx St. Jude Champ	Dell Technologies	BMW Champ
2024 Scottie Scheffler	1 st	1 st	--	1 st
2023 Viktor Hovland	7 th	7 th	---	2 nd
2022 Rory McIlroy	6 th	9 th	---	7 th
2021 Patrick Cantlay	3 rd	4 th	---	1 st
2020 Dustin Johnson	15 th	1 st	---	1 st
2019 Rory McIlroy	2 nd	3 rd	---	5 th
2018 Justin Rose	4 th	6 th	3 rd	2 nd
2017 Justin Thomas	2 nd	3 rd	2 nd	2 nd
2016 Rory McIlroy	36 th	38 th	4 th	6 th
2015 Jordan Spieth	1 st	2 nd	2 nd	2 nd
2014 Billy Horschel	69 th	82 nd	20 th	2 nd
2013 Henrik Stenson	9 th	13 th	1 st	2 nd
2012 Brandt Snedeker	19 th	2 nd	4 th	5 th
2011 Bill Haas	15 th	18 th	24 th	25 th
2010 Jim Furyk	3 rd	8 th	11 th	11 th
2009 Tiger Woods	1 st	1 st	2 nd	1 st
2008 Vijay Singh	7 th	1 st	1 st	1 st
2007 Tiger Woods	1 st	4 th	3 rd	1 st

FACTS & FIGURES / MISCELLANEOUS RECORDS



FedExCup Playoffs Since 2007

- 59** Tiger Woods played the FedExCup Playoffs 59-under par in 2007 (a Playoffs record)
- 35** Sam Burns was 35-under par in the 2024 FedExCup Playoffs, the best of any player last season
- 46** 2023 FedExCup Champion, Viktor Hovland, was -46 under par during the FedExCup Playoffs, the best total score to par (aggregate score) of any player in 2023
- 27** 2022 FedExCup Champion, Rory McIlroy, was 27-under par during the FedExCup Playoffs, the fifth best total score to par (aggregate scores) of any player in 2022
- 50** Patrick Cantlay and Jon Rahm were a combined 50-under par in the 2021 FedExCup Playoffs (aggregate score to par), marking the best score to par during the 2021 FedExCup Playoffs and the second and third player to play the FedExCup Playoffs 50-under par or better.
- #1** Since 2009, Tiger Woods (2009), Dustin Johnson (2020), Patrick Cantlay (2021), and Scottie Scheffler (2024) are the only #1 seed entering the TOUR Championship to go onto to win the FedExCup.

Most Under Par in a Single Season FedExCup Playoffs since 2007

	Score to Par	Finish
2007 Tiger Woods	-59	WON
2021 Patrick Cantlay	-50	WON
2021 Jon Rahm	-50	2nd
2015 Jason Day	-49	3 rd
2007 Steve Stricker	-48	2 nd
2018 Bryson DeChambeau	-47	3 rd
2017 Jordan Spieth	-47	2 nd
2023 Viktor Hovland	-46	WON

Best Score to Par 2024 FedExCup Playoffs (aggregate scores)

	Score to Par
Sam Burns	-35
Xander Schauffele	-34
Adam Scott	-34
Scottie Scheffler	-33
Hideki Matsuyama	-31

Best Score to Par 2023 FedExCup Playoffs (aggregate scores)

	Score to Par
Viktor Hovland	-46
Xander Schauffele	-35
Rory McIlroy	-33
Patrick Cantlay	-30
Max Homa	-28
Russel Henley	-26

Best Score to Par 2022 FedExCup Playoffs (aggregate scores)

	Score to Par
Sungjae Im	-33
Sepp Straka	-31
Joaquin Niemann	-29
Jon Rahm	-28
Rory McIlroy	-27

#1 Seed in FedExCup Standings Entering the TOUR Championship (Since 2009)

	Event Finish	FEC Finish
2024 Scottie Scheffler	WON	WON
2023 Scottie Scheffler	T6	6 th
2022 Scottie Scheffler	T2	2 nd
2021 Patrick Cantlay	WON	WON
2020 Dustin Johnson	WON	WON
2019 Justin Thomas	3 rd	3 rd
2018 Bryson DeChambeau	19 th	3 rd
2017 Jordan Spieth	T7	2 nd
2016 Dustin Johnson	T6	2 nd
2015 Jason Day	T10	3 rd
2014 Chris Kirk	T4	2 nd
2013 Tiger Woods	T22	2 nd
2012 Rory McIlroy	T10	2 nd
2011 Webb Simpson	22 nd	2 nd
2010 Matt Kuchar	T25	2 nd
2009 Tiger Woods	2nd	WON

**2019: 1st Season with FedExCup Starting Strokes*

FACTS & FIGURES / MISCELLANEOUS RECORDS

FedExCup Playoffs Since 2007

- 2** Players have qualified in 18 of 19 seasons, Jason Day & Justin Rose
- 15th** Rory McIlroy has qualified for the BMW Championship in 15 seasons. Since 2007, eight players have qualified for the BMW Championship in 13 or more seasons.
- 8** players have qualified for the TOUR Championship at least 9 times. Rory McIlroy has qualified 11 times the most of any player in the field this week
- 8** Xander Schauffele & Tony Finau have the longest active streak qualifying for the TOUR Championship at 8 consecutive seasons.

Most Seasons Qualifying FedExCup Playoffs

	Total	Rank Thru FedEx St. Jude
Justin Rose	18	4 th
Jason Day	18	44 th
Adam Scott	17	90 th
Matt Kuchar	17	127 th

Most Seasons Qualifying for TOUR Championship Since 2007

	# of App	Rank Thru FedEx St. Jude
Dustin Johnson	13	--
Rory McIlroy	11	2 nd
Hideki Matsuyama	10	21 st
Justin Rose	10	4 th
Adam Scott	10	--
Jason Day	9	44 th
Matt Kuchar	9	--
Phil Mickelson	9	--
Justin Thomas	8	9 th
Xander Schauffele	8	43 rd
Jordan Spieth	8	--
Tony Finau	8	--
Webb Simpson	8	--
Bubba Watson	8	--
Kevin Na	8	--
Jim Furyk	8	--
Hunter Mahan	8	--
Patrick Reed	8	--

Most Seasons Qualifying for BMW Championship Since 2007

	# of App	Rank Thru FedEx St. Jude
Rory McIlroy	15	2 nd
Jason Day	14	44 th
Phil Mickelson	14	--
Justin Rose	13	4 th
Adam Scott	13	--
Keegan Bradley	13	14 th
Dustin Johnson	13	--
Marc Leishman	13	--
Matt Kuchar	12	--
Charley Hoffman	12	--
Bubba Watson	12	--
Brian Harman	12	18 th
Rickie Fowler	12	48 th
Hideki Matsuyama	12	21 st

Longest Active Streaks of Qualifying for TOUR Championship

	# of Seasons
Xander Schauffele	8
Rory McIlroy	7
Sungjae Im	6

FACTS & FIGURES / MISCELLANEOUS RECORDS

FedExCup Playoffs Since 2007

- 6** Three-time FedExCup champion Rory McIlroy is tied for the most FedExCup Playoffs wins since 2007
- 9** Nine players (Rory McIlroy/14, Dustin Johnson/13, Adam Scott/12, Justin Rose/11, Paul Casey/10, Jason Day/10, Tiger Woods/10, Xander Schauffele/11 & Jon Rahm/10) have 10 or more top-five finishes in the FedExCup Playoffs since 2007
- 22** Adam Scott has the second most top 10s in the FedExCup Playoffs since 2007 (22)
- 7** players have 25 or more Top-25 finishes in the FedExCup Playoffs

Most Wins FedExCup Playoffs

	Wins
Rory McIlroy	6
Dustin Johnson	6
Tiger Woods	4
Patrick Cantlay	3
Justin Rose	2
Jason Day	2
Phil Mickelson	2
Steve Stricker	2
Justin Thomas	2
Patrick Reed	2
Billy Horschel	2
Camilo Villegas	2
Keegan Bradley	2
Viktor Hovland	2
Vijay Singh	2
Bryson DeChambeau	2
Henrik Stenson	2

Most Top 5s FedExCup Playoffs

	Top 5s
Rory McIlroy	14
Dustin Johnson	13
Adam Scott	12
Xander Schauffele	11
Justin Rose	11
Tiger Woods	10
Jason Day	10
Jon Rahm	10
Paul Casey	10
Steve Stricker	8
Justin Thomas	8
Scottie Scheffler	8

Most Top 10s FedExCup Playoffs

	Top 10s
Dustin Johnson	23
Adam Scott	22
Rory McIlroy	21
Justin Rose	17
Jim Furyk	16
Jason Day	14
Jon Rahm	14
Xander Schauffele	13
Steve Stricker	13
Justin Thomas	13
Matt Kuchar	13
Sergio Garcia	13
Tiger Woods	12
Webb Simpson	12
Jordan Spieth	12

Most Top 25s FedExCup Playoffs

	Top 25s	Starts
Dustin Johnson	32	46
Adam Scott	32	49
Justin Rose	32	49
Rory McIlroy	30	45
Jason Day	30	51
Jim Furyk	27	37
Matt Kuchar	25	50

FACTS & FIGURES / MISCELLANEOUS RECORDS

FedExCup Playoffs Since 2007

11 Top 10 in Each Playoff Event in Single Season: Since the start of the FedExCup Playoffs, eleven players (15 times) have recorded top-10 finishes in every Playoffs event in a single season.

Top 5 Xander Schauffele finished inside the Top 5 in each of the three playoff events last season, becoming just the third player to finish inside the Top 5 in every playoff event in a season (2020 Dustin Johnson, 2023 Rory McIlroy & 2024 Xander Schauffele)

Top-Ten Finish in Every Playoff Event in a Single Season (Since 2007)

	FEC Finish
2024 Xander Schauffele	4 th
2023 Rory McIlroy	4 th
2023 Max Homa	9 th
2021 Jon Rahm	2 nd
2020 Dustin Johnson	WON
2020 Jon Rahm	4 th
2019 Adam Scott	6th
2017 Jordan Spieth	2 nd
2017 Justin Rose	9 th
2017 Jon Rahm	5 th
2016 Adam Scott	4th
2015 Henrik Stenson	2 nd
2012 Dustin Johnson	8 th
2009 Padraig Harrington	7 th
2007 Rory Sabbatini	4 th

**Xander Schauffele Event Performance
2024 FedExCup Playoffs**

	FedEx St. Jude Champ	BMW Champ	TOUR Champ
Event Finish	T2	T5	T4
Start Rank	2 nd	2 nd	2 nd
End Rank	2 nd	2 nd	4 th
Movement	0	0	-2

**Adam Scott Event Performance
2019 FedExCup Playoffs**

	FedEx St. Jude Champ	BMW Champ	TOUR Champ
Event Finish	5th	T9	6th
Start Rank	21 st	14 th	13 th
End Rank	14 th	13 th	6 th
Movement	+7	+1	+7

**Adam Scott Event Performance
2016 FedExCup Playoffs**

	FedEx St. Jude Champ	Dell Technologies Champ	BMW Champ	TOUR Champ
Event Finish	T4	4th	T4	T8
Start Rank	3 rd	4 th	5 th	3 rd
End Rank	4 th	5 th	3 rd	4 th
Movement	-1	-1	+2	-1

FACTS & FIGURES / MISCELLANEOUS RECORDS

FedExCup Playoffs Since 2007

Leaders (All-Time)

Leaders (Since 2013-14)

**Stroke Average Leaders
FedExCup Playoffs (Min 60 Rds)**

	Avg	Rds
Scottie Scheffler	68.27	62
Jon Rahm	68.30	90
Viktor Hovland	68.31	64
Xander Schauffele	68.41	104
Tommy Fleetwood	68.55	60
Patrick Cantlay	68.63	102
Tiger Woods	68.64	101
Justin Thomas	68.73	122
Sungjae Im	68.78	74
Rory McIlroy	69.01	176

**Stroke Average Leaders
FedExCup Playoffs (Min 30 Rds)**

	Avg	Rds
Scottie Scheffler	68.27	62
Jon Rahm	68.30	90
Viktor Hovland	68.31	64
Xander Schauffele	68.41	104
Tommy Fleetwood	68.55	60
Dustin Johnson	68.60	98
Patrick Cantlay	68.63	102
Sam Burns	68.63	54
Aaron Wise	68.68	40
Justin Thomas	68.73	122

**Stroke Average Leaders
FedExCup Playoffs (Min 40 Rds)**

	Avg	Rds
Scottie Scheffler	68.27	62
Jon Rahm	68.30	90
Viktor Hovland	68.31	64
Xander Schauffele	68.41	104
Tommy Fleetwood	68.55	60
Patrick Cantlay	68.63	102
Sam Burns	68.63	54
Tiger Woods	68.64	101
Aaron Wise	68.68	40
Justin Thomas	68.73	122

**Stroke Average Leaders
FedExCup Playoffs (Min 20 Rds)**

	Avg	Rds
Scottie Scheffler	68.27	62
Jon Rahm	68.30	90
Viktor Hovland	68.31	64
Xander Schauffele	68.41	104
Tommy Fleetwood	68.55	60
Dustin Johnson	68.60	98
Patrick Cantlay	68.63	102
Sam Burns	68.63	54
Aaron Wise	68.68	40
Adam Schenk	68.68	28

**Stroke Average Leaders
FedExCup Playoffs (Min 20 Rds)**

	Avg	Rds
Scottie Scheffler	68.27	62
Jon Rahm	68.30	90
Viktor Hovland	68.31	64
Xander Schauffele	68.41	104
Tommy Fleetwood	68.55	60
Patrick Cantlay	68.63	102
Sam Burns	68.63	54
Tiger Woods	68.64	101
Aaron Wise	68.68	40
Adam Schenk	68.68	28

**Stroke Average Leaders
FedExCup Playoffs (Min 10 Rds)**

	Avg	Rds
Scottie Scheffler	68.27	62
Jon Rahm	68.30	90
Viktor Hovland	68.31	64
Xander Schauffele	68.41	104
Will Zalatoris	68.43	14
Tommy Fleetwood	68.55	60
Ben Griffin	68.58	12
Dustin Johnson	68.60	98
Patrick Cantlay	68.63	102
Sam Burns	68.63	54

FACTS & FIGURES / MISCELLANEOUS RECORDS

FedExCup Playoffs Since 2007

Most Under Par FedExCup Playoffs

Rory McIlroy	-300
Dustin Johnson	-273
Adam Scott	-257
Justin Rose	-252
Justin Thomas	-237
Jim Furyk	-223
Xander Schauffele	-221
Tiger Woods	-218

**aggregate scores*

Best Par 3 Scoring FedExCup Playoffs

	RTP
Matt Fitzpatrick	-18
Andrew Putnam	-15
Jon Rahm	-13
Sam Burns	-12
Beau Hossler	-12
Viktor Hovland	-12
Arron Oberholser	-12
Scottie Scheffler	-12
Tommy Fleetwood	-11

Most Sub-70 Rounds FedExCup Playoffs

	Rds
Adam Scott	107
Rory McIlroy	99
Dustin Johnson	98
Justin Rose	98
Jason Day	95
Matt Kuchar	86
Phil Mickelson	82
Zach Johnson	76

Most Under Par Rounds FedExCup Playoffs

	Rds
Justin Rose	121
Rory McIlroy	120
Adam Scott	117
Jason Day	115
Dustin Johnson	111
Phil Mickelson	105
Matt Kuchar	101
Jim Furyk	95

Best Par 4 Scoring FedExCup Playoffs

	RTP
Rory McIlroy	-102
Justin Thomas	-102
Jon Rahm	-70
Xander Schauffele	-69
Sergio Garcia	-62
Viktor Hovland	-62
Adam Scott	-61
Tony Finau	-61
Justin Rose	-60

Best Par 5 Scoring FedExCup Playoffs

	RTP
Dustin Johnson	-243
Adam Scott	-228
Rory McIlroy	-213
Jason Day	-203
Phil Mickelson	-197
Bubba Watson	-197
Justin Rose	-190
Jordan Spieth	-184
Matt Kuchar	-175

Most Eagles FedExCup Playoffs

	Eagles
Dustin Johnson	27
Rory McIlroy	26
Adam Scott	24
Jason Day	20
Bubba Watson	19
Jordan Spieth	17
Hunter Mahan	16
Webb Simpson	16
Rickie Fowler	15
Sergio Garcia	15
Chris Kirk	15
Brooks Koepka	15
Nick Watney	15

Most Birdies FedExCup Playoffs

	Birdies
Justin Rose	774
Rory McIlroy	767
Adam Scott	757
Dustin Johnson	752
Jason Day	738
Phil Mickelson	714
Matt Kuchar	713
Bubba Watson	617
Charley Hoffman	596
Jordan Spieth	591

Most Rounds at Par or Better FedExCup Playoffs

	Rds
Rory McIlroy	141
Adam Scott	138
Justin Rose	137
Jason Day	134
Dustin Johnson	129
Matt Kuchar	123
Bubba Watson	123
Phil Mickelson	121
Jim Furyk	115
Zach Johnson	113
Hideki Matsuyama	108
Rickie Fowler	107
Jordan Spieth	104

FACTS & FIGURES / MISCELLANEOUS RECORDS

FedExCup Playoffs Since 2007

Most Under Par in Each Season FedExCup Playoffs

	Score to Par	Finish
2024 Sam Burns	-35	12 th
2023 Viktor Hovland	-46	WON
2022 Sungjae Im	-33	2nd
2021 Patrick Cantlay	-50	WON
2021 Jon Rahm	-50	2 nd
2020 Dustin Johnson	-45	WON
2019 Justin Thomas	-38	3 rd
2018 Bryson DeChambeau	-47	3 rd
2017 Jordan Spieth	-47	2 nd
2016 Paul Casey	-42	5th
2015 Jason Day	-49	3 rd
2014 Billy Horschel	-34	WON
2014 Jim Furyk	-34	4 th
2013 Steve Stricker	-41	3 rd
2012 Rory McIlroy	-42	2 nd
2011 Luke Donald	-39	3rd
2010 Paul Casey	-27	6th
2010 Luke Donald	-27	3rd
2010 Charley Hoffman	-27	4 th
2009 Tiger Woods	-45	WON
2008 Camilo Villegas	-34	2 nd
2007 Tiger Woods	-59	WON

**2019: 1st Season with FedExCup Starting Strokes*

category.

In 2023, Viktor Hovland finished the FedExCup Playoffs a combined 46 under par (aggregate scores). Hovland WON the FedExCup title and Schauffele finished second.

In 2022, Sungjae Im finished the FedExCup Playoffs a combined 33-under par (aggregate scores) and finished second in the FedExCup Standings.

In 2021, Patrick Cantlay and Jon Rahm finished the 2021 FedExCup Playoffs combined 50-under par (aggregate scores). Cantlay WON the FedExCup title and Rahm finished second.

In 2019, Justin Thomas finished the FedExCup Playoffs a combined 38-under par and third in the FedExCup standings.

Since 2007, four players (five times) had the lowest cumulative score to par during the FedExCup Playoffs and won the FedExCup (*Tiger Woods/2007 & 2009, Billy Horschel/2014, Dustin Johnson/2020 & Patrick Cantlay/2021*)

Tiger Woods, Luke Donald, & Paul Casey are the only two players who have led the FedExCup Playoffs multiple times in this

Lowest Ranked FedExCup Champion Entering Playoffs: Billy Horschel entered the 2014 FedExCup Playoffs ranked 69th marking the lowest rank by a FedExCup Champion since the start of the FedExCup Playoffs in 2007 (next lowest ranked player was Rory McIlroy in 2016 ranked 36th). Billy fell to the 80th position after missing the cut at FedEx St. Jude Championship. After a change in his putting grip, he finished T2 at the Dell Technologies Championship moving to 20th in the standings. He moved into the top-five with his victory at the BMW Championship. He then went onto win the TOUR Championship and took home the FedExCup title.

FACTS & FIGURES / MISCELLANEOUS RECORDS

FedExCup Playoffs Since 2007

13 In 2018, Tony Finau played his first 13 rounds of the FedExCup Playoffs a combined 45-under par and all 13 rounds in the 60s, marking the most consecutive rounds in the 60s in the FedExCup Playoffs.

100% In 2021, Patrick Cantlay shot in the 60s in all 12 rounds of the FedExCup Playoffs, marking the first player to have 100% of rounds in the 60s during the FedExCup Playoffs

						
T. Finau	P. Cantlay	B. Horschel	V. Hovland	R. McIlroy	T. Woods	B. Koepka
2018	2021	2014	2023	2012	2007	2018
13	12	12	11	11	11	10

100% **Par or Better from Start-to-Finish:** In 2017, Justin Thomas and Jon Rahm each played all 16 rounds at par or better, becoming the first two players to record every possible round at par or better in a single season of the FedExCup Playoffs.

12 In 2024, Byeong Hun An & Tommy Fleetwood played all 12 rounds at par or better, becoming the 10th and 11th players to record every possible round par or better in a single FedExCup Playoffs since 2007.

12 players have recorded 12 or more bogey-free rounds in their careers in the FedExCup Playoffs.

Playing Every Possible Round at Par or Better in FedExCup Playoffs

	# of Rds
2024 Tommy Fleetwood	12 of 12
2024 Byeong Hun An	12 of 12
2022 Adam Scott	12 of 12
2022 Sungjae Im	12 of 12
2021 Patrick Cantlay	12 of 12
2021 Justin Thomas	12 of 12
2021 Jon Rahm	12 of 12
2021 Kevin Na	12 of 12
2019 Rory McIlroy	12 of 12
2017 Justin Thomas	16 of 16
2017 Jon Rahm	16 of 16

Most Bogey-Free Rounds in FedExCup Playoffs

	# of Rds
Justin Rose	17
Dustin Johnson	17
Steve Stricker	14
Zach Johnson	14
Kevin Na	13
Jon Rahm	13
Jim Furyk	12
Rory McIlroy	12
Tommy Fleetwood	12
Gary Woodland	12
Patrick Reed	12
Rickie Fowler	12

FACTS & FIGURES / MISCELLANEOUS RECORDS

FedExCup Playoffs Since 2007

- 11** largest margin of victory in FedExCup Playoffs (*Dustin Johnson, 2020 FedEx St. Jude Championship*)
- 59** Lowest round recorded in FedExCup Playoffs (Furyk, 2013 BMW Championship, 2nd Rd & Scheffler, 2020 FedEx St. Jude Championship 2nd Rd)
- +12.09** Best Total Strokes Gained in a round of the FedExCup Playoffs (*Furyk, 2013 BMW Championship, 2nd Rd*)
- 11** Highest official score made in the FedExCup Playoffs (three times)
- 88' 5"** Longest putt made in the FedExCup Playoffs (*Charles Howell III, 2011 BMW Championship, 12th hole, Final Rd*)

Largest Margin of Victory in the FedExCup Playoffs

	Event	STP	Margin
Dustin Johnson	2020 FedEx St. Jude Champ	-30	11
Tiger Woods	2009 BMW Championship	-19	8
Tiger Woods	2007 TOUR Championship	-23	8
Jason Day	2015 FedEx St. Jude Champ	-19	6
Jason Day	2015 BMW Championship	-22	6
Viktor Hovland	2023 TOUR Championship	-27	5
Marc Leishman	2017 BMW Championship	-23	5
Charley Hoffman	2010 Dell Tech. Champ	-22	5
Vijay Singh	2008 Dell Tech. Champ	-22	5

Lowest Rounds - FedExCup Playoffs

		Rd	
Scottie Scheffler	2020 FedEx St. Jude Champ	2 nd	59
Jim Furyk	2013 BMW Championship	2 nd	59
B. DeChambeau	2021 BMW Championship	2 nd	60
Cameron Smith	2021 FedEx St. Jude Champ	3 rd	60
Dustin Johnson	2020 FedEx St. Jude Champ.	2 nd	60
Zach Johnson	2007 TOUR Championship	3 rd	60

Most Strokes Gained Total in a Round - FedExCup Playoffs

		Rd	Total	Score
Jim Furyk	2013 BMW Championship	2 nd	+12.09	59
Scottie Scheffler	2020 FedEx St. Jude Championship	2 nd	+10.53	59
Kevin Chappell	2013 FedEx St. Jude Championship	3 rd	+10.01	62
Bryson DeChambeau	2021 BMW Championship	2 nd	+9.91	60
Hunter Mahan	2008 FedEx St. Jude Championship	1 st	+9.71	62
Dustin Johnson	2020 FedEx St. Jude Championship	2 nd	+9.53	60

Longest Drives - FedExCup Playoffs

	Hole	Rd	Event	Course	Dist.
Dustin Johnson	7 th	Final	2011 Dell Technologies	TPC Boston	463
Sam Burns	9th	3rd	2024 BMW Championship	Castle Pines Golf Club	436
Byeong Hun An	10th	1st	2024 BMW Championship	Castle Pines Golf Club	431
Ludvig Åberg	14th	Final	2024 BMW Championship	Castle Pines Golf Club	430
Adam Scott	10th	1st	2024 BMW Championship	Castle Pines Golf Club	426
Rory McIlroy	18th	3rd	2024 BMW Championship	Castle Pines Golf Club	423
Rory McIlroy	10th	3rd	2024 BMW Championship	Castle Pines Golf Club	418
Taylor Pendrith	1st	1st	2024 BMW Championship	Castle Pines Golf Club	418
Ludvig Åberg	10th	1st	2024 BMW Championship	Castle Pines Golf Club	418

*Dustin Johnson hit a 463-yard drive on the 7th hole in the final rd of 2011 Dell Technologies Champ (ball bounced on cart path)

Longest Putts Made - FedExCup Playoffs

	Rd	Hole	Dist.
--	----	------	-------

Charles Howell III	2011 BMW Championship	Cog Hill G&CC	Final	12 th	88' 5"
Keith Mitchell	2020 FedEx St. Jude Championship	TPC Boston	1 st	1 st	81' 10"
Jeff Overton	2009 Dell Technologies Championship	TPC Boston	3 rd	14 th	80' 9"
Jerry Kelly	2009 Dell Technologies Championship	TPC Boston	3 rd	6 th	78' 7"
Keegan Bradley	2018 TOUR Championship	East Lake GC	3 rd	13 th	77' 1"
Jeff Overton	2014 Dell Technologies Championship	TPC Boston	1 st	9 th	76' 10"
Steve Stricker	2009 TOUR Championship	East Lake GC	3 rd	5 th	76' 5"
Zach Johnson	2016 Dell Technologies Championship	TPC Boston	Final	15 th	76' 5"

Highest Hole Score to Par – FedExCup Playoffs

		Rd	Hole	Par	Score	RTP
Ollie Schniederjans	2017 BMW Championship	Final	18 th	5	11	+6
Nick Watney	2011 Dell Technologies Championship	Final	2 nd	5	11	+6
Greg Chalmers	2009 FedEx St. Jude Championship	1 st	13 th	5	11	+6
Colin Morikawa	2022 BMW Championship	Final	12 th	5	10	+5
Ryan Moore	2015 Dell Technologies Championship	1 st	2 nd	5	10	+5
Ben Martin	2014 Dell Technologies Championship	2 nd	2 nd	5	10	+5

*K. Kraft made 12 (2nd hole, Final Rd) of the 2017 Dell Tech. Champ. WD'd later in the round (rd scores officially don't count)

Lowest Score (s)

Double Eagle: Vijay Singh (2010 TPC Boston 2nd hole, Rd 3) & John Senden (2009 TPC Boston 2nd hole, Rd 2)

FACTS & FIGURES / MISCELLANEOUS RECORDS

FedExCup Playoffs Since 2007

Most Consecutive Greens Hit in Regulation

FedExCup Playoffs

Details		
2018	36	Charles Howell III - Starting with Round 1 Hole 12 BMW Championship
2018	28	Chez Reavie – Starting with Round 2 Hole 3 BMW Championship
2016	28	Adam Scott - Starting with Round 4 Hole 5 Dell Technologies Championship
2013	27	John Huh - Starting with Round 4 Hole 12 BMW Championship
2007	25	A. Scott & S. Stricker

Most Consecutive Sand Saves FedExCup Playoffs

Details		
2007	15	T. Clark - Starting with Round 1 Hole 13 BMW Championship
2024	12	Matt Fitzpatrick – Starting with Round 2 Hole 7 FedEx St. Jude Championship
2017	12	Justin Rose - Starting with Round 3 Hole 8 FedEx St. Jude Championship
2023	11	Brian Harman – Starting with Round 2 Hole 2 BMW Championship
2020	11	Jon Rahm - Starting with Round 3 Hole 1 BMW Championship
2019	11	Patrick Cantlay - Starting with Round 1 Hole 2 FedEx St. Jude Championship
2009	11	M. Wilson - Starting with Round 4 Hole 12 FedEx St. Jude Championship
2008	11	S. Garcia - Starting with Round 1 Hole 2 THE TOUR Championship

Best One-Putt or Better Streak FedExCup Playoffs

Details		
2024	12	Austin Eckroat – Starting with Round 3 Hole 14 FedEx St. Jude Championship
2022	12	Shane Lowry – Starting with Round 2 Hole 11 FedEx St. Jude Championship
2014	12	Ryan Palmer - Starting with Round 3 Hole 15 FedEx St. Jude Championship
2012	12	D.A. Points - Starting with Round 2 Hole 15 BMW Championship
2024	11	Thomas Detry – Starting With Round 2 Hole 11 FedEx St. Jude Championship
2022	11	Webb Simpson – Starting with Round 1 Hole 8 FedEx St. Jude Championship
2021	11	Patton Kizzire – Starting with Round 1 Hole 18 FedEx St. Jude Championship
2020	11	Brice Garnett – Starting with Round 2 Hole 7 FedEx St. Jude Championship
2013	11	Jordan Spieth - Starting with Round 2 Hole 5 Dell Technologies Championship

Best Streak without a 3-Putt FedExCup Playoffs

Details		
2011	270	L. Donald – Every hole 2011 Playoffs – 4 events)
2007	225	S. Garcia - Starting with Round 4 Hole 10 FedEx St. Jude Championship
2008	224	K. Duke - Starting with Round 4 Hole 11 FedEx St. Jude Championship
2024	216	A. Bhatia (Every hole of 2024 Playoffs – 3 events)
2024	216	Scottie Scheffler (Every hole of 2024 Playoffs – 3 events)
2024	216	Russell Henley (Every hole of 2024 Playoffs – 3 events)
2024	216	Shane Lowry (Every hole of 2024 Playoffs – 3 events)
2022	216	Adam Scott - (Every hole of 2019 Playoffs – 3 events)
2016	216	David Hearn - Starting with Round 1 Hole 1 FedEx St. Jude Championship
2019	216	Webb Simpson - (Every hole of 2019 Playoffs – 3 events)

Most Consecutive Par 4 Birdies FedExCup Playoffs

Details		
---------	--	--

2023	6	Viktor Hovland – Starting with Round 2 Hole 10 BMW Championship
2021	6	Viktor Hovland – Starting with Round 2 Hole 16 FedEx St. Jude Championship
2007	6	Adam Scott – Starting with Round 3 Hole 10 BMW Champ
2010	6	Ryan Palmer & Webb Simpson
2016	6	Brian Harman - Starting with Round 1 Hole 13 Dell Technologies Championship

Most Consecutive Holes Below Par FedExCup Playoffs

Details		
2020	7	Sebastian Muñoz – Starting with Round 1 Hole 1 FedEx St. Jude Championship
2012	7	Louis Oosthuizen - Starting with Round 3 Hole 4 Dell Technologies
2013	7	Brandt Snedeker - Starting with Round 1 Hole 13 BMW Championship
2016	7	Jim Herman - Starting with Round 1 Hole 16 Dell Technologies Championship

Most Consecutive Par 5 Birdies or Better FedExCup Playoffs

Details		
2016	12	Rory McIlroy - Starting with Round 1 Hole 7 Dell Technologies Championship
2018	11	Gary Woodland – Starting with Round 3 Hole 2 Dell Technologies Champ
2007	10	P. Mickelson & S. Garcia
2012	10	Charl Schwartzel - Starting on Hole 4 Round 1 FedEx St. Jude Championship
2017	10	Grayson Murray - Starting with Round 2 Hole 3 FedEx St. Jude Championship

FACTS & FIGURES / MISCELLANEOUS RECORDS

FedExCup Playoffs Since 2007

31

Wins by players in their 20s: Since 2007, 31 of the 67 events in the FedExCup Playoffs have been won by players in their 20s (46.27%)

8 Jordan Spieth, Rory McIlroy, Xander Schauffele, Justin Thomas, Bryson DeChambeau, Jon Rahm, Will Zalatoris and Viktor Hovland are the only eight players to win a Playoff event at the age of 25 and younger (10 combined wins).

8 **Eight over 40:** Since 2007, five players (eight wins) 40 years old or older have won in the FedExCup Playoffs (Vijay Singh, Steve Stricker, Jim Furyk, Tiger Woods, Lucas Glover & Justin Rose).

Youngest Winners – FedExCup Playoffs

		Age
Jordan Spieth	2015 TOUR Championship	22
Rory McIlroy	2012 Dell Technologies Champ	23
Rory McIlroy	2012 BMW Championship	23
Xander Schauffele	2017 TOUR Championship	23
Justin Thomas	2017 Dell Technologies Champ	24
Bryson DeChambeau	2018 FedEx St. Jude Champ	24
Bryson DeChambeau	2018 Dell Technologies Champ	24
Jon Rahm	2020 BMW Championship	25
Will Zalatoris	2022 FedEx St. Jude Champ	25
Viktor Hovland	2023 BMW Championship	25
Viktor Hovland	2023 TOUR Championship	25

Oldest Winners - FedExCup Playoffs

		Age
Vijay Singh	2008 Dell Technologies Champ	45
Vijay Singh	2008 FedEx St. Jude Champ	45
Justin Rose	2025 FedEx St. Jude Champ	45
Lucas Glover	2023 FedEx St. Jude Champ	43
Tiger Woods	2018 TOUR Championship	42
Steve Stricker	2009 Dell Technologies Champ	42
Steve Stricker	2007 FedEx St. Jude Champ.	40
Jim Furyk	2010 TOUR Championship	40

FACTS & FIGURES / MISCELLANEOUS RECORDS

FedExCup Playoffs Since 2007

1 Aldrich Potgieter is the only rookie to qualify for the Playoffs this season (52nd)

- 6,4,1** Rookies qualified for the FedExCup Playoffs last season. Matthieu Pavon is the only rookie who qualified for the TOUR Championship. He finished 17th in the FedExCup Standings.
- 18,8,2** Rookies qualified for the FedExCup Playoffs in 2022, eight qualified for the BMW Championship and two qualified for the TOUR Championship
- 2** rookies qualified for the TOUR Championship in 2022, fourth time multiple rookies have qualified for the TOUR Championship since 2007 (2015-16, 2016-17, 2019-20 & 2021-22)

Rookies to Qualify for the TOUR Championship in FedExCup era

	Entered	FEC Finish
2024 Matthieu Pavon	24th	17th
2022 Cameron Young*	14 th	18 th
2022 Sahith Theegala	28 th	26 th
2020 Scottie Scheffler*	17 th	5 th
2020 Viktor Hovland	27 th	20 th
2019 Sungjae Im*	24 th	19 th
2018 Aaron Wise*	21 st	24 th
2017 Xander Schauffele*	26 th	3 rd
2017 Patrick Cantlay	29 th	29 th
2016 Emiliano Grillo*	9 th	11 th
2016 Si Woo Kim	18 th	17 th
2015 Daniel Berger*	9 th	11 th
2013 Jordan Spieth*	13 th	7 th
2012 John Huh*	26 th	29 th
2011 Keegan Bradley*	20 th	20 th
2009 Marc Leishman*	16 th	20 th
2008 Andres Romero	27 th	28 th
2007 Brandt Snedeker*	15 th	20 th

In 2014, **Chesson Hadley** and **Brice Garnett** were the only two Rookies in the FedExCup Playoffs and finished 49th and 121st respectively in the final standings. **Jordan Spieth** finished 7th in the final standings of the 2013 season marking the third-highest finish by a rookie in FedExCup history. **Rickie Fowler** finished the 2010 FedExCup Playoffs ranked 32nd (best finish by 2010 Rookie). **Marc Leishman** was the only 2009 rookie to make it to the TOUR Championship (finished 20th in the standings). **Andres Romero** was the only rookie to advance to the TOUR Championship in 2008, while **Brandt Snedeker** was the only rookie to advance in 2007.

**Snedeker, Romero, Leishman, Fowler, Bradley, Huh, Spieth, Berger, Grillo, Schauffele, Wise, Im, Scheffler, Young and Cole all went onto win the Arnold Palmer Award (ROY) in each respective season.*

FACTS & FIGURES / MISCELLANEOUS RECORDS

FedExCup Playoffs Since 2007

Advancing from Outside the Cutline in 2 Consecutive Weeks

In 2009 and 2010, **Marc Leishman** and **Andres Romero** were the only two players to advance from outside the cut line in two consecutive weeks of the Playoffs. In 2009 **Leishman** entered the Dell Technologies Championship outside the top 70 (93rd) moving to 67th with a T-15th finish. He then vaulted 51 spots, (from 67th to

16th) on a T-2nd finish at the BMW Championship advancing to the TOUR Championship. In 2010, **Romero** began FedEx St. Jude Championship outside the top 100 (115th) moving to 100th with a T-52nd finish. He then moved from 100th to 68th at the Dell Technologies Championship with a T-11th finish.

In 2011 both **Ernie Els** and **Chris Stroud** were the only 2 players to advance from outside the cut line in 2 consecutive weeks of the 2011 FedExCup Playoffs. Els was the only player who entered the Wyndham Championship (was 126th) outside the top 125. Both Els and Stroud were eliminated at the BMW Championship. **Geoff Ogilvy** was the only player to advance from outside the cut line in each of the last 2 weeks of the 2011 FedExCup Playoffs. Ogilvy began the Dell Technologies Championship ranked 91st and moved up to 69th. At the 2011 BMW Championship he moved from 69th to 24th with his solid final round performance. Ogilvy began his 2011 FedExCup Playoffs campaign ranked 79th and entered the TOUR Championship ranked 24th (lowest ranked entering the 2011 FEC Playoffs to make the TOUR Championship).

In 2012, 2013, 2015, 2016, 2019, 2023 and 2024 no player advanced from outside the cutline in two consecutive weeks of the FedExCup Playoffs.

In 2017, **Harold Varner III** was the only player who moved inside the cutline from entering outside the cutline in two consecutive weeks of the 2017 FedExCup Playoffs. Varner III moved from 138th to 123rd at the Wyndham Championship then moved from 123rd to 91st at FedEx St. Jude Championship.

In 2021, **Erik van Rooyen** was the only player who moved inside the cutline from entering outside the cutline in two consecutive weeks of the 2021 FedExCup Playoffs. Van Rooyen moved from 76th to 45th at the FedEx St. Jude Championship then moved from 45th to 27th at the BMW Championship.

In 2022, **Adam Scott** was the only player who moved inside the cutline in two consecutive weeks of the 2022 FedExCup Playoffs. Scott moved from 77th to 45th at the FedEx St. Jude Championship then moved 45th to 29th at the BMW Championship (Finished T5 in both events).

Advancing from Outside the Cutline in 3 Consecutive Weeks

2014: Morgan Hoffmann was the first player in the history of the FedExCup Playoffs to play his way from outside of the cut line in each of the first 3 FedExCup Playoff events. In the 14-year history of the Playoffs, six players have played their way from the outside in two consecutive weeks, but Hoffmann was the first to accomplish this feat in 3 consecutive weeks. Hoffman went onto finish T-27th at the TOUR Championship finishing a career best 26th in the FedExCup.

Morgan Hoffmann
Movement in 2014 FedExCup Playoffs

	Entered Week	Finish	Thru Event
FedEx St. Jude Championship	124 th	T9	72 nd
Dell Technologies Championship	72 nd	T35	68 th
BMW Championship	68 th	3 rd	21 st

Hoffmann moved from 68th to 21st in the standings at the 2014 BMW Championship with rounds of 62-63=125 on the weekend and just the 25th player in TOUR history to shoot 125 or better in 2 consecutive rds.

FACTS & FIGURES / MISCELLANEOUS RECORDS

FedExCup Playoffs Since 2007

Outside Looking in at the Wyndham Championship: Making the Playoffs from outside the bubble at Wyndham Championship in the last 19 seasons. In the 19-year history of the FedExCup, 2023 Lucas Glover is the only player to make the TOUR Championship starting the Wyndham Championship outside the Playoffs cut line (*Cut line to make the Playoffs (Current: top 70; 2009-2022: top 125; 2007-2008: top 144)).

Biggest Move in Wyndham History: With his win at the 2020 Wyndham Championship, **Jim Herman** moved from 192nd to 54th in the FedExCup standings (138 spots) marking the largest move up the standings in tournament history. Herman was the second player to move more than 100 spots in the standings at the Wyndham Championship (Davis Love III, 2015 (110 spots)).

Since 2009, the furthest any player has gone after entering the Wyndham Championship outside the cut line is 64th. In 2019-20, **Jim Herman** entered the Wyndham Championship ranked 192nd in the standings and went onto finish 64th in the standings.

This Season: **Chris Kirk** is the only player who played his way into the top 70 at the Wyndham Championship moving from 73rd to 61st with this Top 5 finish.

In 2024: No players moved into the top 70 at the Wyndham Championship.

In 2023: **Lucas Glover** was the only player who played his way into the top 70 at the Wyndham Championship moving from 112th to 49th with his win.

In 2022: **Max McGreevy** was the only player who played his way into the top 125 at the Wyndham Championship and finished 106th. **Tom Kim** won the 2022 Wyndham Championship moving from special temporary PGA TOUR player to full time member with 917 points and 34th on the FedExCup Eligibility and points list.

In 2021: **Roger Sloan**, **Scott Piercy** and **Chesson Hadley** were the only three players who played their way into the top 125 at the Wyndham Championship. They finished 96th, 116th, and 125th respectively in the final standings.

- Hadley is the second player to make a hole-in-one in the Final Round at the Wyndham Championship and play their way into the FedExCup Playoffs (*M. Flores, 2017*)
- Since 2009, Chesson Hadley was the third player to shoot 63 or better in the Final Round and played his way into the FedExCup Playoffs (*2021 Chesson Hadley/62, 2020 Jim Herman/63, 2017 Martin Flores/63*)
- Piercy is the only player to play their way into the FedExCup Playoffs at the Wyndham Championship multiple times since 2009

2020: **Jim Herman**, **Zach Johnson** and **Shane Lowry** were the only three players who played their way into the top 125 at the Wyndham Championship. They finished 64th, 105th and 123rd respectively in the final standings.

2019: **Andrew Landry** & **Patton Kizzire** were the only two players who played their way into the top 125 at the Wyndham Championship. They finished 96th and 122nd respectively in the final FedExCup standings.

2018: **Nick Taylor** & **Harris English** were the only two players who played their way into the top 125 at the Wyndham Championship. They finished 123rd and 125th respectively in the final FedExCup standings.

2017: Four players played their way into the playoffs at the Wyndham Championship including **J.J. Henry** who accomplished this feat for the second time in his career (2008).

2015: Five players advanced from outside the top 125 at the Wyndham Championship tying the record at this event under the current points structure.

Entering the 2009 FedEx St. Jude Championship, **Heath Slocum** ranked 124th in the standings. His victory vaulted him 121 spots to 3rd in the standings and secured a spot at the TOUR Championship (largest move in the 18-year history of the Playoffs).

**Moving Inside Top 70
2025 Wyndham Championship**

Player	Entering Wyndham	Entering Playoffs	Final FEC Rank
Chris Kirk	73 rd	61 st	--

**Moving Inside Top 70
2023 Wyndham Championship**

Player	Entering Wyndham	Entering Playoffs	Final FEC Rank
Lucas Glover	112 th	49 th	18 th

**Moving Inside Top 125
2022 Wyndham Championship**

Player	Entering Wyndham	Entering Playoffs	Final FEC Rank
--------	------------------	-------------------	----------------

Max McGreevy	126 th	105 th	106 th
--------------	-------------------	-------------------	-------------------

Moving Inside Top 125
2021 Wyndham Championship

Player	Entering Wyndham	Entering Playoffs	Final FEC Rank
Roger Sloan	131 st	92 nd	96 th
Scott Piercy	126 th	116 th	116 th
Chesson Hadley	132 nd	125 th	125 th

Moving Inside Top 125
2020 Wyndham Championship

Player	Entering Wyndham	Entering Playoffs	Final FEC Rank
Jim Herman	192 nd	54 th	64 th
Zach Johnson	129 th	104 th	105 th
Shane Lowry	131 st	122 nd	123 rd

Moving Inside Top 125
2019 Wyndham Championship

Player	Entering Wyndham	Entering Playoffs	Final FEC Rank
Andrew Landry	132 nd	123 rd	96 th
Patton Kizzire	129 th	118 th	122 nd

Moving Inside Top 125
2018 Wyndham Championship

Player	Entering Wyndham	Entering Playoffs	Final FEC Rank
Nick Taylor	129 th	119 th	123 rd
Harris English	132 nd	124 th	125 th

Moving Inside Top 125
2017 Wyndham Championship

Player	Entering Wyndham	Entering Playoffs	Final FEC Rank
Martin Flores	139 th	118 th	103 rd
Rory Sabbatini	148 th	122 nd	124 th
Harold Varner III	138 th	123 rd	90 th
J.J. Henry	134 th	125 th	125 th

Moving Inside Top 125
2016 Wyndham Championship

Player	Entering Wyndham	Entering Playoffs	Final FEC Rank
Kyle Stanley	127 th	116 th	116 th
Shawn Stefani	133 rd	123 rd	123 rd

Moving Inside Top 125
2015 Wyndham Championship

Player	Entering Wyndham	Entering Playoffs	Final FEC Rank
Davis Love III	186 th	76 th	86 th
Jason Gore	166 th	98 th	92 nd
Jonas Blixt	135 th	121 st	123 rd
Ryo Ishikawa	130 th	124 th	122 nd
Camilo Villegas	129 th	123 rd	84 th

Moving Inside Top 125
2014 Wyndham Championship

Player	Entering Wyndham	Entering Playoffs	Final FEC Rank
Sang Moon Bae	126 th	120 th	122 nd

Moving Inside Top 125
2012 Wyndham Championship

Player	Entering Wyndham	Entering Playoffs	Final FEC Rank
Heath Slocum	128 th	124 th	124 th

Moving Inside Top 125
2011 Wyndham Championship

Player	Entering Wyndham	Entering Playoffs	Final FEC Rank
Padraig Harrington	130 th	124 th	89 th
William McGirt	127 th	125 th	83 rd
Ernie Els	126 th	118 th	67 th

Moving Inside Top 125
2010 Wyndham Championship

Player	Entering Wyndham	Entering Playoffs	Final FEC Rank
Scott Piercy	140 th	125 th	125 th

Moving Inside Top 125
2009 Wyndham Championship

Player	Entering Wyndham	Entering Playoffs	Final FEC Rank
Jeff Maggert	136 th	123 rd	125 th
Kevin Stadler	133 rd	76 th	95 th
Chris Riley	129 th	119 th	103 rd
Todd Hamilton	128 th	121 st	123 rd

Moving Inside Top 144
2008 Wyndham Championship

Player	Entering Wyndham	Entering Playoffs	Final FEC Rank
J.J. Henry	177 th	135 th	92 nd
Rich Beem	166 th	114 th	111 th
Martin Laird	164 th	128 th	67 th
Lee Janzen	154 th	144 th	119 th

David Mathis	126 th	118 th	122 nd	Justin Bolli	153 rd	141 st	101 st
--------------	-------------------	-------------------	-------------------	--------------	-------------------	-------------------	-------------------

**Moving Inside Top 144
2007 Wyndham Championship**

Player	Entering Wyndham	Entering Playoffs	Final FEC Rank
Jeff Overton	165 th	109 th	111 th
Shigeki Maruyama	162 nd	140 th	140 th
Anders Hansen	151 st	137 th	137 th

FACTS & FIGURES / MISCELLANEOUS RECORDS

FedExCup Playoffs Since 2007

Outside Looking in at FedEx St. Jude Championship Since 2019

Qualifying for the BMW Championship from outside cut line (2023-Now Top 50, 2019-22 Top 70). First year with three Playoff events (2019).

Wyndham Clark, Harold Varner III, Harry Higgs & Alex Noren are the only players who were outside of the top-70 and advanced from FedEx St. Jude Championship to the BMW Championship multiple times (since 2019).

Viktor Hovland, Eric Cole and **Nick Dunlap** were the only three players that played their way in at the 2024 FedEx St. Jude Championship

Kurt Kitayama, Bud Cauley, Rickie Fowler, Jhonattan Vegas and J.T. Poston played their way in at the 2025 FedEx St. Jude Championship

2025 FedExCup Playoffs

	Entering	After FEC St. Jude Champ	FEC Finish
Kurt Kitayama	52 nd	37 th	??
Bud Cauley	53 rd	46 th	??
Rickie Fowler	64 th	48 th	??
Jhonattan Vegas	56 th	49 th	??
J.T. Poston	51 st	50 th	??

2024 FedExCup Playoffs

	Entering	After FEC St. Jude Champ	FEC Finish
Viktor Hovland	57 th	16 th	12 th
Eric Cole	54 th	46 th	50 th
Nick Dunlap	68 th	48 th	49 th

2023 FedExCup Playoffs

	Entering	After FEC St. Jude Champ	FEC Finish
Cam Davis	62 nd	45 th	48 th
Hideki Matsuyama	57 th	47 th	49 th

2022 FedExCup Playoffs

	Entering	After FEC St. Jude Champ	FEC Finish
Lucas Glover	121 st	34 th	39 th
Adam Scott	77 th	45 th	23 rd
Andrew Putnam	87 th	47 th	43 rd
Wyndham Clark	79 th	70 th	65 th

2021 FedExCup Playoffs

	Entering	After FEC St. Jude Champ	FEC Finish
Erik van Rooyen	76 th	45 th	22 nd
Alex Noren	91 st	43 rd	33 rd
Harold Varner III	72 nd	56 th	44 th
Tom Hoge	108 th	48 th	54 th
Keith Mitchell	101 st	63 rd	65 th
Harry Higgs	80 th	69 th	66 th

2020 FedExCup Playoffs

	Entering	After FEC St. Jude Champ	FEC Finish
Alex Noren	78 th	47 th	52 nd
Harry Higgs	72 nd	48 th	55 th
Russell Henley	101 st	61 st	56 th
Robby Shelton	81 st	62 nd	66 th
Jason Kokrak	90 th	66 th	42 nd
Louis Oosthuizen	99 th	70 th	65 th

2019 FedExCup Playoffs

	Entering	After FEC St. Jude Champ	FEC Finish
Harold Varner III	102 nd	29 th	38 th
Troy Merritt	72 nd	59 th	58 th
Wyndham Clark	90 th	68 th	64 th
Joaquin Niemann	74 th	70 th	67 th

Outside Looking in at the BMW Championship

Qualifying for the TOUR Championship from outside the cut line (Top 30)

In the 18-year history of the BMW Championship in the FedExCup Playoffs, Geoff Ogilvy (2011) at 69th entering the week is the lowest ranked player to advance to the TOUR Championship.

2024: four players played their way into the TOUR Championship at the 2024 BMW Championship

2023: Matt Fitzpatrick was the only player to be their way into the TOUR Championship

2022: four players played their way into the TOUR Championship at the 2022 BMW Championship, including two first timers Scott Stallings & K.H. Lee as well as Adam Scott & Aaron Wise.

2021: two players played their way into the TOUR Championship at the 2021 BMW Championship, first timer Erik van Rooyen & Sergio Garcia who qualified for the TOUR Championship for the seventh time in his career and first since 2017. Sergio Garcia finished 14th and Erik van Rooyen finished 22nd in the final FedExCup standings.

2020: Mackenzie Hughes and Joaquin Niemann played their way into the top 30 at the 2020 BMW Championship. Hughes finished 14th and Niemann finished 27th in the final FedExCup standings.

2019: three players (Hideki Matsuyama, Lucas Glover & Jason Kokrak) played their way inside the top 30 at the 2019 BMW Championship.

2024 FedExCup Playoffs

	Entering BMW	Thru BMW	FEC Finish
Keegan Bradley	50 th	4 th	21 st
Adam Scott	41 st	14 th	4 th
Tommy Fleetwood	31 st	22 nd	20 th
Chris Kirk	32 nd	26 th	27 th

2023 FedExCup Playoffs

	Entering BMW	Thru BMW	FEC Finish
Matt Fitzpatrick	40 th	10 th	9 th

2022 FedExCup Playoffs

	Entering BMW	Thru BMW	FEC Finish
Scott Stallings	46 th	12 th	27 th
K.H. Lee	33 rd	26 th	25 th
Adam Scott	45 th	29 th	23 rd
Aaron Wise	31 st	30 th	12 th

2021 FedExCup Playoffs

	Entering BMW	Thru BMW	FEC Finish
Sergio Garcia	44 th	28 th	14 th
Erik van Rooyen	45 th	27 th	22 nd

2020 FedExCup Playoffs

	Entering BMW	Thru BMW	FEC Finish
Mackenzie Hughes	36 th	28 th	14 th
Joaquin Niemann	31 st	18 th	27 th

2019 FedExCup Playoffs

	Entering BMW	Thru BMW	FEC Finish
Hideki Matsuyama	33 rd	15 th	9 th
Lucas Glover	41 st	29 th	29 th
Jason Kokrak	32 nd	30 th	14 th

2018 FedExCup Playoffs

	Entering BMW	Thru BMW	FEC Finish
Keegan Bradley	52 nd	6 th	8 th
Xander Schauffele	41 st	18 th	15 th

2017 FedExCup Playoffs

	Entering BMW	Thru BMW	FEC Finish
Tony Finau	39 th	24 th	19 th
Sergio Garcia	34 th	25 th	21 st
Xander Schauffele	32 nd	26 th	3 rd
Patrick Cantlay	41 st	29 th	29 th

Outside Looking in at the BMW Championship

Qualifying for the TOUR Championship from outside the cut line (Top 30)

2016 FedExCup Playoffs

	Entering BMW	Thru BMW	FEC Finish
Roberto Castro	53 rd	21 st	22 nd
Charl Schwartzel	43 rd	30 th	25 th
J.B. Holmes	42 nd	28 th	30 th
Daniel Berger	31 st	26 th	26 th

2015 FedExCup Playoffs

	Entering BMW	Thru BMW	FEC Finish
Daniel Berger	46 th	9 th	11 th
Scott Piercy	44 th	20 th	22 nd
Kevin Na	34 th	27 th	25 th
Harris English	32 nd	30 th	28 th

2014 FedExCup Playoffs

	Entering BMW	Thru BMW	FEC Finish
Morgan Hoffmann	68 th	21 st	26 th
Ryan Palmer	37 th	23 rd	14 th

2013 FedExCup Playoffs

	Entering BMW	Thru BMW	FEC Finish
Luke Donald	54 th	29 th	28 th
Nick Watney	34 th	12 th	15 th

2012 FedExCup Playoffs

	Entering BMW	Thru BMW	FEC Finish
Robert Garrigus	31 st	20 th	23 rd
Ryan Moore	35 th	28 th	11 th

2011 FedExCup Playoffs

	Entering BMW	Thru BMW	FEC Finish
Geoff Ogilvy	69 th	24 th	24 th
John Senden	55 th	9 th	13 th
Justin Rose	34 th	3 rd	5 th

2010 FedExCup Playoffs

	Entering BMW	Thru BMW	FEC Finish
Ryan Moore	58 th	26 th	21 st
K.J. Choi	52 nd	23 rd	15 th
Kevin Na	41 st	20 th	26 th
Camilo Villegas	33 rd	25 th	20 th

2009 FedExCup Playoffs

	Entering BMW	Thru BMW	FEC Finish
Marc Leishman	67 th	16 th	20 th
Luke Donald	32 nd	28 th	30 th

2008 FedExCup Playoffs

	Entering BMW	Thru BMW	FEC Finish
Dudley Hart	67 th	14 th	12 th
D.J. Trahan	35 th	25 th	24 th

2007 FedExCup Playoffs

	Entering BMW	Thru BMW	FEC Finish
Stewart Cink	32 nd	24 th	22 nd
Tim Clark	33 rd	27 th	21 st
Camilo Villegas	34 th	28 th	24 th

Playing Their Way into the TOUR Championship

(Beginning Playoffs outside the top 30 and qualifying for TOUR Championship)

2024 FedExCup Playoffs

	Entering BMW	Thru BMW
Keegan Bradley	39 th	4 th
Adam Scott	46 th	14 th
Viktor Hovland	57 th	17 th
Tommy Fleetwood	32 nd	22 nd

2023 FedExCup Playoffs

	Entering BMW	Thru BMW
Lucas Glover	49 th	18 th
Matt Fitzpatrick	36 th	9 th
Sungjae Im	32 nd	24 th
Jordan Spieth	31 st	27 th

2019 FedExCup Playoffs

Abraham Ancer	67 th	21 st
Louis Oosthuizen	51 st	21 st
Patrick Reed	50 th	9 th
Jason Kokrak	42 nd	14 th
Brandt Snedeker	33 rd	24 th
Lucas Glover	32 nd	29 th
Corey Connors	31 st	26 th

2020 FedExCup Playoffs

Mackenzie Hughes	52 nd	14 th
Kevin Kisner	40 th	23 rd

2021 FedExCup Playoffs

Sungjae Im	31 st	20 th
Sergio Garcia	40 th	14 th
Erik van Rooyen	76 th	22 nd

2022 FedExCup Playoffs

Sepp Straka	35 th	7 th
Scott Stallings	41 st	27 th
Brian Harman	55 th	19 th
K.H. Lee	40 th	25 th
Sahith Theegala	39 th	26 th
Adam Scott	77 th	23 rd

2016 FedExCup Playoffs

Sean O'Hair	108 th	27 th
Paul Casey	68 th	5 th
Roberto Castro	53 rd	22 nd
Gary Woodland	42 nd	20 th
J.B. Holmes	38 th	30 th
Jhonattan Vegas	31 st	29 th

2017 FedExCup Playoffs

Patrick Cantlay	78 th	29 th
Jason Day	49 th	18 th
Patrick Reed	38 th	22 nd
Xander Schauffele	33 rd	3 rd
Justin Rose	32 nd	9 th

2018 FedExCup Playoffs

Hideki Matsuyama	76 th	13 th
Cameron Smith	53 rd	12 th
Keegan Bradley	49 th	8 th
Billy Horschel	41 st	5 th
Gary Woodland	33 rd	26 th

2013 FedExCup Playoffs

Nick Watney	63 rd	15 th
Gary Woodland	60 th	23 rd
Sergio Garcia	59 th	22 nd
Luke Donald	55 th	28 th
Brendon de Jonge	51 st	26 th
Roberto Castro	41 st	21 st
Graham DeLaet	34 th	8 th
Charl Schwartzel	33 rd	27 th

2014 FedExCup Playoffs

Morgan Hoffmann	124 th	26 th
Geoff Ogilvy	90 th	29 th
Billy Horschel	69 th	WON
Hunter Mahan	62 nd	6 th
Cameron Tringale	61 st	20 th
Russell Henley	50 th	19 th
Jason Day	34 th	10 th
Gary Woodland	32 nd	22 nd

2015 FedExCup Playoffs

Daniel Berger	46 th	11 th
Henrik Stenson	41 st	2 nd
Harris English	42 nd	28 th
Sangmoon Bae	34 th	26 th

2010 FedExCup Playoffs

Kevin Streelman	102 nd	25 th
Martin Laird	95 th	11 th
Charley Hoffman	77 th	4 th
Kevin Na	41 st	26 th
Geoff Ogilvy	39 th	14 th
Ryan Moore	35 th	21 st
K.J. Choi	34 th	15 th
Adam Scott	32 nd	19 th

2011 FedExCup Playoffs

Geoff Ogilvy	79 th	24 th
Chez Reavie	76 th	10 th
John Senden	50 th	13 th
Justin Rose	44 th	5 th
Y.E. Yang	43 rd	30 th
Bo Van Pelt	39 th	23 rd
Vijay Singh	36 th	28 th

2012 FedExCup Playoffs

Nick Watney	49 th	4 th
Louis Oosthuizen	34 th	7 th
Lee Westwood	51 st	10 th
Ryan Moore	64 th	11 th
Sergio Garcia	33 rd	17 th
Adam Scott	32 nd	25 th
John Senden	37 th	30 th

2007 FedExCup Playoffs

Camilo Villegas	52 nd	24 th
Brett Wetterich	50 th	27 th
Tim Clark	36 th	21 st

2008 FedExCup Playoffs

Dudley Hart	68 th	12 th
Tim Clark	60 th	26 th
Kevin Sutherland	57 th	11 th
Bubba Watson	56 th	30 th
Ken Duke	51 st	22 nd
Mike Weir	43 rd	6 th
Camilo Villegas	42 nd	2 nd
Billy Mayfair	37 th	23 rd
Hunter Mahan	31 st	18 th

2009 FedExCup Playoffs

Heath Slocum	124 th	8 th
Marc Leishman	78 th	20 th
Padraig Harrington	66 th	7 th
Scott Verplank	61 st	10 th
Ernie Els	47 th	16 th
Jason Dufner	42 nd	11 th
John Senden	31 st	24 th

FACTS & FIGURES / MISCELLANEOUS RECORDS

FedExCup Playoffs Since 2007

Biggest Movers - 2024 FedExCup Playoffs

	Start of Playoffs	Final Pos.	Change
Viktor Hovland	57 th	12 th	+45
Adam Scott	46 th	4 th	+42
Nick Dunlap	68 th	49 th	+19
Keegan Bradley	39 th	21 st	+18
Sam Burns	29 th	12 th	+17

Viktor Hovland moved from 57th to 12th in the FedExCup standings (45 positions), making him the biggest mover in the FedExCup playoffs in 2024.

Taylor Pendrith	27 th	14 th	+13
Tommy Fleetwood	32 nd	20 th	+12

Biggest Movers - 2023 FedExCup Playoffs

	Start of Playoffs	Final Pos.	Change
Lucas Glover	49th	18th	+31
Matt Fitzpatrick	36 th	9 th	+27
Tommy Fleetwood	26 th	6 th	+20
Collin Morikawa	22 nd	6 th	+16
Adam Schenk	24 th	9 th	+15
Cam Davis	62 nd	48 th	+14
Xander Schauffele	16 th	2 nd	+14

Lucas Glover moved from 49th to 18th in the FedExCup standings (31 positions), making him the biggest mover in the FedExCup playoffs in 2023.

Biggest Movers – 2022 FedExCup Playoffs

	Start of Playoffs	Final Pos.	Change
Lucas Glover	121st	39th	+82
Adam Scott	77 th	23 rd	+54
Andrew Putnam	87 th	43 rd	+44
Trey Mullinax	70 th	30 th	+40
Brian Harman	55 th	T19	+36
Lee Hodges	99 th	66 th	+33
Ryan Palmer	110 th	77 th	+33
Dylan Frittelli	107 th	76 th	+31
Sepp Straka	35 th	T7	+28
Tyler Duncan	118 th	98 th	+20

Lucas Glover moved from 121st to 39th in the FedExCup standings (82 positions), marking the biggest mover in the FedExCup standings last season.

Biggest Movers - 2021 FedExCup Playoffs

	Start of Playoffs	Final Pos.	Change
Alex Noren	91st	33rd	+58
Tom Hoge	108 th	54 th	+54
Erik van Rooyen	76 th	22 nd	+54
Keith Mitchell	101 st	65 th	+36
Pat Perez	111 th	80 th	+31
Harold Varner III	72 nd	44 th	+28
Sergio Garcia	40 th	14 th	+26
Shane Lowry	66 th	45 th	+21
Kevin Na	24 th	3 rd	+21

Alex Noren moved from 91st to 33rd in the FedExCup standings (58 positions), marking the biggest mover in the 2021 FedExCup standings.

Hudson Swafford	56 th	36 th	+20
-----------------	------------------	------------------	-----

Biggest Movers - 2020 FedExCup Playoffs

	Start of Playoffs	Final Pos.	Change
Jason Kokrak	90 th	42 nd	+48
Russell Henley	101 st	56 th	+45
Mackenzie Hughes	52 nd	14 th	+38
Louis Oosthuizen	99 th	65 th	+34
Charley Hoffman	111 th	77 th	+34
Brian Harman	69 th	37 th	+32
Alex Noren	78 th	52 nd	+26
Bubba Watson	66 th	46 th	+20
Scottie Scheffler	24 th	5 th	+19
Justin Rose	109 th	91 st	+18

Jason Kokrak moved from 90th to 42nd in the FedExCup standings (48 positions), marking the biggest mover in the FedExCup standings in 2020.

Harold Varner III moved from 102nd to 38th in the FedExCup standings (64 positions), marking the biggest mover in the FedExCup standings in 2019.

Biggest Movers - 2019 FedExCup Playoffs

	Start of Playoffs	Final Pos.	Change
Harold Varner III	102 nd	38 th	+64
Abraham Ancer	67 th	21 st	+46
Patrick Reed	50 th	9 th	+41
Louis Oosthuizen	51 st	21 st	+30
Jason Kokrak	42 nd	14 th	+28
Andrew Landry	123 rd	96 th	+27
Wyndham Clark	90 th	64 th	+26
Jordan Spieth	69 th	44 th	+25
Danny Willett	110 th	85 th	+25
Matt Jones	115 th	91 st	+24

Biggest Movers - 2018 FedExCup Playoffs

	Start of Playoffs	Final	Change
--	-------------------	-------	--------

Pos.			
Hideki Matsuyama	76th	T13	+63
Keegan Bradley	49 th	8 th	+41
Cameron Smith	53 rd	12 th	+41
Tyrrell Hatton	92 nd	54 th	+38
Ryan Palmer	100 th	63 rd	+37
Billy Horschel	41 st	5 th	+36
Adam Hadwin	70 th	36 th	+34
Bronson Burgoon	111 th	78 th	+33
Brian Stuard	118 th	86 th	+32

Hideki Matsuyama moved from 76th to T13 in the FedExCup standings, marking the biggest mover in the FedExCup standings in 2018.

Patrick Cantlay moved from 78th to 29th in the FedExCup standings, marking the biggest mover in the FedExCup standings in 2017.

Biggest Movers – 2017 FedExCup Playoffs

	Start of Playoffs	Final Pos.	Change
Patrick Cantlay	78th	29th	+49
Bubba Watson	113 th	75 th	+38
Harold Varner III	123 rd	90 th	+33
Jason Day	49 th	18 th	+31
Xander Schauffele	33 rd	3 rd	+30
Kevin Na	75 th	45 th	+30
Chez Reavie	63 rd	39 th	+24
Justin Rose	32 nd	9 th	+23
Stewart Cink	76 th	53 rd	+23
Emiliano Grillo	88 th	67 th	+21

Biggest Movers - 2016 FedExCup Playoffs

	Start of Playoffs	Final Pos.	Change
Sean O'Hair	108 th	27 th	+81
Paul Casey	68 th	5 th	+63
Rory McIlroy	36th	WON	+35
Brian Harman	88 th	53 rd	+35
David Hearn	91 st	56 th	+35
Jason Kokrak	65 th	33 rd	+32
Roberto Castro	53 rd	22 nd	+31
Ryan Palmer	63 rd	34 th	+29
Hudson Swafford	90 th	64 th	+26
Sung Kang	122 nd	96 th	+26

Rory McIlroy was the third biggest mover in the FedExCup standings in the 2016 FedExCup Playoffs.

McIlroy became just the second player to rank outside of the top 30 of the FedExCup standings at the start of the Playoffs and go on to win the FedExCup title.

Henrik Stenson was the highest ranked player without a victory in the 2014-15 PGA TOUR season.

Daniel Berger 2015 Arnold Palmer Award winner (ROY) was one of only nine Rookies (at the time) who have qualified for the TOUR Championship.

Biggest Movers - 2015 FedExCup Playoffs

	Start of Playoffs	Final Pos.	Change
Zac Blair	106 th	59 th	+47
Henrik Stenson	41st	2nd	+39
Kevin Chappell	91 st	52 nd	+39
Luke Donald	119 th	80 th	+39
Camilo Villegas	123 rd	84 th	+39
Daniel Berger	46th	11th	+35
Daniel Summerhays	66 th	31 st	+35
Spencer Levin	115 th	82 nd	+33
Hunter Mahan	77 th	49 th	+28

Biggest Movers – 2014 FedExCup Playoffs

	Start of Playoffs	Final Pos.	Change
Morgan Hoffmann	124th	26th	+98
Billy Horschel	69th	WON	+68
Stuart Appleby	98 th	31 st	+67
Geoff Ogilvy	90 th	29 th	+61
Hunter Mahan	62 nd	6 th	+56
Ernie Els	91 st	41 st	+50
Cameron Tringale	61 st	20 th	+41
Gonzalo Fdez-Castano	119 th	82 nd	+37
Russell Henley	50 th	19 th	+31
Stewart Cink	109 th	80 th	+29

Morgan Hoffmann was the first player in the history of the FedExCup Playoffs to play his way from outside of the cut line in each of the first three FedExCup Playoff events.

Billy Horschel entered the 2014 FedExCup Playoffs ranked 69th marking the lowest rank by a FedExCup Champion since the start of the FedExCup Playoffs.

Kevin Stadler and **Nick Watney** made the largest moves up the FEC rankings in the 2013 Playoffs.

Stadler entered the Playoffs ranked 87th and finished 33rd.

Nick Watney started the 2013 Playoffs in the 63rd position and moved 48 spots to finish 15th in the FedExCup.

Biggest Movers - 2013 FedExCup Playoffs

	Start of Playoffs	Final Pos.	Change
Kevin Stadler	87th	33rd	+54
Nick Watney	63rd	15th	+48
Rory Sabbatini	85 th	46 th	+39
Gary Woodland	60 th	23 rd	+37
Sergio Garcia	59 th	22 nd	+37
Daniel Summerhays	75 th	40 th	+35
Bryce Molder	98 th	64 th	+34
Jason Kokrak	95 th	62 nd	+33
Matt Every	88 th	58 th	+30

Biggest Movers - 2012 FedExCup Playoffs

	Start of Playoffs	Final Pos.	Change
--	-------------------	------------	--------

Graham DeLaet	106th	53rd	+53
Ryan Moore	64th	11th	+53
Tom Gillis	92 nd	40 th	+52
Brian Harman	97 th	51 st	+46
Bob Estes	103 rd	58 th	+45
Nick Watney	49 th	4 th	+45
Greg Chalmers	78 th	35 th	+43
Lee Westwood	51 st	10 th	+41
David Hearn	108 th	68 th	+40

Playoffs.

Graham DeLaet entered the Playoffs ranked 106th and finished 53rd thanks in large part to his T5 finish at FedEx St. Jude Championship which vaulted him up 62 positions qualifying for the Dell Technologies Championship

Ryan Moore started the 2012 Playoffs 64th position and moved 53 spots to finish 11th in the FedExCup in large part to his three consecutive top 10s to close out the

Camilo Villegas entered the Playoffs ranked 109th and finished in the 33rd spot thanks in large part to his three-consecutive top-25 finishes in the first 3 Playoffs events.

Chez Reavie started the 2011 Playoffs in the 76th position and moved 66 spots to finish 10th in the FedExCup thanks in part to his runner-up at Dell Technologies Championship and 8th place finish at the BMW Championship.

Biggest Movers – 2011 FedExCup Playoffs

	Start of Playoffs	Final Pos.	Change
Camilo Villegas	109th	33rd	+76
Chez Reavie	76th	10th	+66
Geoff Ogilvy	79 th	24 th	+55
Ernie Els	118 th	67 th	+51
Chris Stroud	106 th	61 st	+45
William McGirt	125 th	83 rd	+42
Justin Rose	44 th	5 th	+39
John Senden	50 th	13 th	+37
Padraig Harrington	124 th	89 th	+35

Biggest Movers - 2010 FedExCup Playoffs

	Start of Playoffs	Final Pos.	Change
Martin Laird	95th	11th	+84
Kevin Streelman	102 nd	25 th	+77
Charley Hoffman	77 th	4 th	+73
Tiger Woods	112 th	42 nd	+70
John Senden	99 th	50 th	+49

Martin Laird made the largest move up the FEC rankings in the 2010 Playoffs. Laird entered the Playoffs ranked 95th and finished in the 11th spot thanks in large part to his runner-up finish at FedEx St. Jude Championship

Biggest Movers - 2009 FedExCup Playoffs

	Start of Playoffs	Final Pos.	Change
--	-------------------	------------	--------

Entering FedEx St. Jude Championship, **Heath Slocum** ranked 124th in the standings. His victory vaulted him 121 spots to 3rd and secured a spot at the TOUR Championship.

Heath Slocum	124th	8th	+116
Padraig Harrington	66 th	7 th	+59
Marc Leishman	78 th	20 th	+58
Scott Verplank	61 st	10 th	+51
Sergio Garcia	89 th	38 th	+51

Biggest Movers – 2008 FedExCup Playoffs

	Start of Playoffs	Final Pos.	Change
Tim Herron	133rd	53rd	+80
Kevin Streelman	102 nd	35 th	+67
Angel Cabrera	131 st	65 th	+66
Martin Laird	128 th	67 th	+61
Dudley Hart	68 th	12 th	+56

Tim Herron made the largest move of the 2008 FedExCup Playoffs, moving 80 spots from 133rd to 53rd.


Ranked 72nd entering the '07 FedExCup Playoffs, **Arron Oberholser** moved up to 34th thanks in part to a solid T2nd at the '07 Dell Technologies Championship.

Biggest Movers – 2007 FedExCup Playoffs

	Start of Playoffs	Final Pos.	Change
Arron Oberholser	72nd	34th	+38
Camilo Villegas	52 nd	24 th	+28
Rich Beem	134 th	110 th	+24
Brett Wetterich	50 th	27 th	+23
Ian Poulter	77 th	57 th	+20



Table of Contents



FedExCup Playoffs According to ShotLink



<i>2024 FedExCup champion – Scottie Scheffler</i>	<i>2-3</i>
<i>2023 FedExCup champion – Viktor Hovland</i>	<i>4-5</i>
<i>2022 FedExCup champion – Rory McIlroy</i>	<i>6-7</i>
<i>2021 FedExCup champion – Patrick Cantlay</i>	<i>8-9</i>
<i>2020 FedExCup champion - Dustin Johnson</i>	<i>10-11</i>
<i>2019 FedExCup champion - Rory McIlroy</i>	<i>12-13</i>
<i>2018 FedExCup champion - Justin Rose</i>	<i>14-15</i>
<i>2017 FedExCup champion - Justin Thomas</i>	<i>16-17</i>
<i>2016 FedExCup champion - Rory McIlroy</i>	<i>18-19</i>
<i>2015 FedExCup champion - Jordan Spieth</i>	<i>20-21</i>
<i>2014 FedExCup champion - Billy Horschel</i>	<i>22-23</i>
<i>2013 FedExCup champion - Henrik Stenson</i>	<i>24-25</i>
<i>2012 FedExCup champion - Brandt Snedeker</i>	<i>26-27</i>
<i>2011 FedExCup champion - Bill Haas</i>	<i>28-29</i>
<i>2010 FedExCup champion - Jim Furyk</i>	<i>30-31</i>
<i>2009 FedExCup champion - Tiger Woods</i>	<i>32-33</i>
<i>2008 FedExCup champion - Vijay Singh</i>	<i>34-35</i>
<i>2007 FedExCup champion - Tiger Woods</i>	<i>36-37</i>
<i>ShotLink Statistical Leaders FedExCup Playoffs</i>	<i>38-47</i>




FedExCup Playoffs

ShotLink Keys to Winning the FedExCup

2024 FedExCup Champion – Scottie Scheffler

2024 Season Summary

Events: 19
Wins: 7
Runner-ups: 2
Top 10s: 16
Top 25s: 17



	Pos.	FEC Rank Thru Event
The Sentry	T5	5 th
The American Express	T17	9 th
AT&T Pebble Beach Pro-Am	T6	5 th
WM Phoenix Open	T3	4 th
The Genesis Invitational	T10	2 nd
Arnold Palmer Invitational	WON	1st
THE PLAYERS Championship	WON	1st
Texas Children's Houston Open	T2	1st
Masters Tournament	WON	1st
RBC Heritage	WON	1st
PGA Championship	T8	1st
Charles Swab Challenge	T2	1st
the Memorial Tournament	WON	1st
U.S. Open	T41	1st
Travelers Championship	WON	1st
The Open Championship	T7	1st
FedExCup Playoffs		
FedEx St. Jude Championship	4 th	1st
BMW Championship	T33	1st
TOUR Championship	WON	1st

2024 FedExCup Champion, Scottie Scheffler spent 25 of 34 weeks leading the FedExCup Standings and never ranked outside the Top 10 during the season.

Scheffler became the first player ever to successfully defend their PLAYERS Championship title.

With seven wins on the season, Scheffler becoming the first player since Tiger Woods in 2007 to have seven or more wins in a season.



Scottie Scheffler vs. the TOUR **PGA TOUR 2024 Season Statistical** **Profile**

	Entering '24 Playoffs		TOUR Avg.	'24 Playoffs		'24 Playoff Field Avg.
SG: Tee-to-Green	1 st	+2.723	---	3 rd	+1.06	---
SG: Off-the-Tee	4 th	+0.838	---	4 th	+0.73	---
Driving Distance – All Drives	75 th	301.4	299.2	15 th	313.85	308.92
SG: Approach-the-Green	1 st	+1.485	---	16 th	+0.37	---
GFG – Birdie or Better %	T51	62.67%	60.04%	18 th	69.70%	62.41%
Proximity to Hole	T2	34' 4"	37' 11"	12 th	32' 3"	34' 6"
Rough Proximity	11 th	42' 11"	46' 1"	57 th	51' 2"	46' 11"
Left Rough Proximity	T12	40' 8"	45' 8"	50 th	49' 10"	46' 2"
SG: Around-the-Green	9 th	0.400	---	38 th	-0.32	---
Sand Save Percentage	114 th	52.44%	53.92%	12 th	78.95%	64.32%
Scrambling	5 th	67.62%	58.78%	T43	59.68%	61.97%
SG: Putting	T92	0.037	---	21 st	+0.34	---
Putting Average	1 st	1.690	1.767	5 th	1.63	1.70
Putts Per Round	T25	28.46	29.04	36 th	27.67	27.76
Putting from 4-8 feet	128 th	66.99%	68.99%	T40	73.33%	74.53%
Putting from 20-25 feet	88 th	12.33%	12.29%	T27	15.79%	13.54%
Birdie or Better Conversion PCT.	2 nd	36.39%	30.56%	10 th	38.96%	33.92%
SG: Total	1 st	+2.760	---	6 th	+1.40	---
Lowest Round	T46	63	68	T19	65	---
Scoring Average	1 st	67.97	70.43	7 th	68.25	69.68
Birdie Average	1 st	4.87	3.74	6 th	4.92	4.07
Par Breakers	1 st	27.95%	21.40%	T5	27.78%	23.04%
Par 4 Scoring Average	1 st	3.87	4.03	T13	3.95	4.01
Par 4 Birdie or Better Leaders	1 st	23.45%	16.82%	T8	22.73%	18.87%
Birdie or Better Percentage	1 st	27.95%	21.40%	T5	27.78%	23.04%



FedExCup Playoffs

ShotLink Keys to Winning the FedExCup

2023 FedExCup Champion – Viktor Hovland

2022-23 Season Summary

Events: 23
Wins: 3
Runner-ups: 1
Top 10s: 10
Top 25s: 18




	Pos.	FEC Rank Thru Event
Baycurrent	T5	34 th
THE CJ CUP in South Carolina	T21	30 th
Worldwide Tech Champ	T10	26 th
Hero World Challenge	WON	
Sentry T of C	T18	36 th
AT&T Pebble Beach	13 th	47 th
WM Phoenix Open	T42 nd	48 th
The Genesis Invitational	T20	42 nd
Arnold Palmer Invitational	T10	36 th
THE PLAYERS Championship	3 rd	23 rd
WGC-Dell Match Play	T31	30 th
Masters Tournament	T7	28 th
RBC Heritage	T-59	32 nd
Wells Fargo Championship	T43	34 th
PGA Championship	T2	18 th
Charles Swab Challenge	T16	14 th
The Memorial Tournament	WON	4 th
U.S. Open	19	5 th
Travelers Championship	T29	6 th
Genesis Scottish Open	T25	7 th
The Open Championship	T13	7 th
FedExCup Playoffs		
FedEx St. Jude Championship	T-13	7 th
BMW Championship	WON	2 nd
TOUR Championship	WON	1 st

2023 FedExCup Champion, Viktor Hovland moved inside the TOP 5 of the FedExCup with his win at the Memorial Tournament.

Hovland did not miss a cut in 2023 and led him to rank 1st after the playoff events. (*win BMW, TOUR Champ*)

Hovland in 2023 won back-to-back FedExCup Playoff events (*BMW, TOUR Champ*). *Fifth* player to win the BMW Championship and TOUR Championship back to back in the FedExCup Playoffs



Viktor Hovland vs. the TOUR

PGA TOUR

2022-23 Season Statistical Profile

	Entering '23 Playoffs		TOUR Avg.	'23 Playoffs		23' Playoff Field Avg.
SG: Tee-to-Green	9 th	+1.315	---	1 st	+1.882	---
SG: Off-the-Tee	6 th	+0.736	---	10 th	+0.588	---
Driving Distance – All Drives	18 th	301.0	291.6	T17	300.4	294.9
SG: Approach-the-Green	25 th	+0.538	---	3 rd	+1.136	---
GFG – Birdie or Better %	T144 th	54.86%	57.28%	54 th	52.38%	66.00%
Proximity to Hole	T17	35' 8"	38' 0"	T22	31' 4"	32' 5"
Rough Proximity	1 st	38' 8"	46' 3"	T62	51' 1"	44' 2"
Left Rough Proximity	6 th	38' 5"	45' 5"	68 th	55' 9"	42' 10"
SG: Around-the-Green	112 th	0.010	---	22 nd	.158	---
Sand Save Percentage	18 th	58.06%	49.08%	27 th	60%	56.19%
Scrambling	51 st	61.81%	58.30%	30 th	64.71%	62.80%
SG: Putting	76 th	0.105	---	5 th	.871	---
Putting Average	T29	1.731	1.766	4 th	1.630	1.733
Putts Per Round	27 th	28.36	28.98	14 th	27.50	28.35
Putting from 4-8 feet	35 th	72.80%	69.00%	T51	68.75%	72.71%
Putting from 20-25 feet	182 nd	6.90%	12.40%	T24	14.29%	11.55%
Birdie or Better Conversion PCT.	10 th	34.29%	30.25%	7 th	38.79%	30.63%
SG: Total	13 th	+1.420	---	1 st	+2.753	---
Lowest Round	T45	63	68	T1	61	---
Scoring Average	9 th	69.419	71.129	1 st	67.248	70.000
Birdie Average	T9	4.25	3.65	1 st	5.42	3.80
Par Breakers	10 th	24.34%	20.76%	1 st	31.02%	21.49%
Par 4 Scoring Average	T8 th	3.97	4.04	1 st	3.91	3.99
Par 4 Birdie or Better Leaders	10 th	20.37%	16.58%	1 st	34.03%	18.37%
Birdie or Better Percentage	10 th	24.34%	20.76%	1 st	31.02%	21.49%



FedExCup Playoffs

ShotLink Keys to Winning the FedExCup

2022 FedExCup Champion – Rory McIlroy

2021-22 Season Summary

Events: 16
Wins: 3
Runner-ups: 1
Top 10s: 10
Top 25s: 13



	Pos.	FEC Rank Thru Event
THE CJ CUP in South Carolina	WON	4 th
The Genesis Invitational	T10	22 nd
Arnold Palmer Invitational	T13	20 th
THE PLAYERS Championship	T33	18 th
Valero Texas Open	CUT	27 th
Masters Tournament	2 nd	9 th
Truist Championship	5 th	12 th
PGA Championship	8 th	14 th
the Memorial Tournament	T18	15 th
RBC Canadian Open	WON	4 th
U.S. Open	T5	3 rd
Travelers Championship	T19	3 rd
The Open Championship	3 rd	5 th
FedExCup Playoffs		
FedEx St. Jude Championship	CUT	9 th
BMW Championship	T8	7 th
TOUR Championship	WON	1 st

2022 FedExCup Champion Rory McIlroy moved inside the TOP 10 with his win at RBC Canadian Open and stayed there for the rest of the season.

McIlroy is the only player to be a three-time FedExCup champion.

McIlroy is one of four players to miss the CUT in a playoff event and go on to win the FedExCup (*Rose, Spieth, Horschel*)

McIlroy has won six times in the FedExCup playoffs, tied for most of any player since 2007.



Rory McIlroy vs. the TOUR

PGA TOUR

2021-22 Season Statistical Profile

	Entering '22 Playoffs		TOUR Avg.	'22 Playoffs		22' Playoff Field Avg.
SG: Tee-to-Green	4 th	+1.70	---	T37	+0.07	---
SG: Off-the-Tee	3 rd	+0.83	---	T13	+0.53	---
Driving Distance	2 nd	319.4	299.5	1 st	331.1	306.5
Driving Distance – All Drives	T7	303.3	290.1	1 st	318.7	289.5
SG: Approach-the-Green	15 th	+0.66	---	24 th	+0.50	---
Greens in Regulation Percentage	18 th	69.56%	65.57%	11 th	71.67%	65.59%
Proximity to the Hole	T79	36'5"	37'1"	98 th	35' 9"	33' 5"
Going for the Green	9 th	70.99%	57.10%			
Going for the Green Hit Green	T11	30.00%	22.63%	13 th	39.13%	22.29%
Going for the Green Birdie or Better	10 th	65.83%	57.56%	73 rd	56.52%	61.52%
SG: Around-the-Green	T49	+0.21	---	32 nd	+0.26	---
Scrambling	26 th	63.14%	58.09%	66 th	60.78%	62.87%
Sand Save Percentage	8 th	61.84%	48.95%	T48	60.00%	55.97%
SG: Putting	7 th	+0.60	---	T55	+0.07	---
Putting Average	T56	1.75	1.77	T90	1.70	1.74
One Putt Percentage	79 th	40.00%	39.01%	T55	42.22%	41.67%
Putting from 10-15'	6 th	38.98%	29.91%	33 rd	39.29%	33.59%
Average Distance of Putts Made	8 th	80'3"	72'8"	37 th	78' 10"	74' 11"
Birdie or Better Conversion PCT	10 th	34.62%	30.07%	7 th	37.50%	30.77%
SG: Total	1 st	+2.30	---	6 th	+1.36	---
Scoring Average	1 st	68.60	71.13	3 rd	67.70	69.35
Birdie Average	6 th	4.44	3.63	T1	5.00	3.78
Final Round Scoring Average	T6	68.17	70.39	8 th	67.50	70.00
Par 4 Scoring Average	T3	3.96	4.04	T4	3.88	3.99
Par 5 Scoring Average	T2	4.44	4.65	T28	4.46	4.61
Par 5 Birdie or Better Leaders	4 th	55.92%	43.64%	T38	50.00%	45.37%
Birdie or Better Percentage	T5	25.56%	20.71%	1 st	28.29%	21.46%



2021 FedExCup Champion – Patrick Cantlay

2020-21 Season Summary

Events: 24
Wins: 4
Runner-ups: 1
Top 10s: 7
Top 25s: 17



	Pos.	FEC Rank Thru Event
U.S. Open (2020)	T43	T77
Shriners Children's Open	T8	46 th
THE CJ CUP @ SUMMIT	T38	53 rd
Baycurrent	WON	2nd
Masters Tournament (2020)	T17	4 th
The Sentry	T13	5 th
The American Express	2 nd	2 nd
AT&T Pebble Beach Pro-Am	T3	1 st
The Genesis Invitational	T15	1 st
THE PLAYERS Championship	CUT	3 rd
WGC-Dell Technologies Match Play	T18	3 rd
Masters Tournament	CUT	4 th
RBC Heritage	CUT	5 th
Zurich Classic of New Orleans	T11	6 th
Wells Fargo Championship	CUT	7 th
PGA Championship	T23	8 th
the Memorial Tournament	WON	1st
U.S. Open	T15	1 st
Travelers Championship	T13	1 st
The Open Championship	CUT	3 rd
WGC-FedEx St. Jude Invitational	T23	3 rd
FedExCup Playoffs		
FedEx St. Jude Championship	T11	4 th
BMW Championship	WON	1st
TOUR Championship	WON	1st

2021 FedExCup Champion Patrick Cantlay moved inside the Top 10 with his win at the ZOZO Championship and stayed inside the Top 10 for the rest of the season.

Cantlay moved to 1st in the FedExCup standings with a T3 finish at the AT&T Pebble Beach Pro-Am

Cantlay joins Tiger Woods (2009) as the only two players to win the Memorial Tournament and the FedExCup during the same season.

Cantlay was a combined 50-under par in the 2021 FedExCup Playoffs (aggregate score to par), one of three players to play the FedExCup Playoffs 50-under par or better (2007 Tiger Woods: -59 & 2022 Jon Rahm: -50)



Patrick Cantlay vs. the TOUR

PGA TOUR

2020-21 Season Statistical Profile

	Entering '21 Playoffs		TOUR Avg.	'21 Playoffs		21' Playoff Field Avg.
SG: Tee-to-Green	3 rd	+1.502	---	10 th	+1.026	---
SG: Off-the-Tee	14 th	+0.575	---	12 th	+0.542	---
Driving Distance – All Drives	T29	297.8	289.6	19 th	298.3	292.7
SG: Approach-the-Green	28 th	+0.529	---	35 th	+0.287	---
Greens in Regulation Percentage	17 th	69.61%	65.05%	14 th	73.15%	67.27%
Proximity to the Hole	T124 th	37'4"	37'2"	T20 th	33'11"	36'0"
Going for the Green	24 th	66.67%	55.88%	T28 th	68.09%	62.65%
Going for the Green Birdie or Better	84 th	58.55%	57.38%	5 th	84.38%	62.64%
SG: Around-the-Green	8 th	+0.398	---	33 rd	+0.197	---
Scrambling	1 st	66.76%	57.76%	T14 th	70.69%	62.25%
Scrambling from the Rough	5 th	66.14%	54.86%	48 th	59.09%	59.56%
SG: Putting	67 th	+0.193	---	4 th	+1.377	---
Putting Average	T105 th	1.765	1.770	9 th	1.646	1.712
One Putt Percentage – Rd 1				T9 th	26.67	29.02
Putting from 10-15'	126 th	28.95%	30.07%	8 th	51.52%	32.35%
Average Distance of Putts Made	T77 th	74'4"	73'1"	T2 nd	95'9"	75'7"
Birdie or Better Conversion PCT	65 th	31.31%	29.97%	10 th	42.41%	35.85%
SG: Total	4 th	+1.695	---	T1 st	+2.403	---
Scoring Average	16 th	69.943	71.276	T1 st	68.597	71.200
Birdie Average	26 th	4.05	3.60	3 rd	5.67	4.42
Final Round Scoring Average	18 th	69.36	70.70	17 th	67.67	69.24
Par 4 Scoring Average	T6 th	3.97	4.05	4 th	3.84	3.97
Par 5 Scoring Average	T32 nd	4.58	4.66	1 st	4.19	4.54
Par 5 Birdie or Better Leaders	31 st	49.11%	43.15%	1 st	77.78%	51.09%
Birdie or Better Percentage	31 st	22.90%	20.49%	3 rd	31.94%	25.21%




FedExCup Playoffs

ShotLink Keys to Winning the FedExCup

2020 FedExCup Champion – Dustin Johnson

2019-20 Season Summary

Events: 14
Wins: 3
Runner-ups: 2
Top 10s: 7
Top 25s: 9



	Pos.	FEC Rank Thru Event
The Sentry	T7	113 th
AT&T Pebble Beach	T32	133 rd
The Genesis Invitational	T10	100 th
WGC-Workday Championship	T48	102 nd
Charles Schwab Challenge	CUT	115 th
RBC Heritage	T17	103 rd
Travelers Championship	WON	22nd
the Memorial Tournament	CUT	25 th
3M Open	W/D	28 th
WGC-FedEx St Jude Invitational	T12	25 th
PGA Championship	T2	15 th
FedExCup Playoffs		
FEDEX ST. JUDE CHAMPIONSHIP	WON	1st
BMW Championship	P2	1 st
TOUR Championship	WON	1st

At 36 years old, Dustin Johnson became the first player since Tiger Woods (2009) to lead the FedExCup standings entering the TOUR Championship and win the FedExCup title.

Dustin has six victories in the FedExCup Playoffs, most all-time in the 14 seasons of the FedExCup Playoffs.

Since 2007, only nine players have won multiple times in a single season during the Playoffs.



Dustin Johnson vs. the TOUR

PGA TOUR

2019-20 Season Statistical Profile

	Entering '20 Playoffs		TOUR Avg.	'20 Playoffs		20' Playoff Field Avg.
SG: Off-the-Tee	15 th	+0.559	---	2 nd	+0.767	---
Driving Distance - All Drives	10 th	299.9	287.9	T4	306.0	294.6
Driving PCT. 320+ (All Drives)	12 th	24.90%	11.60%	3 rd	37.50%	17.23%
Total Driving	T15	128	212	T10	60	93
SG: Approach-the-Green	80 th	+0.156	---	2 nd	+1.599	---
Proximity to the Hole	T40	34' 0"	35' 11"	T2	32' 1"	37' 1"
Rough Proximity	4 th	38' 4"	44' 1"	T22	39' 11"	44' 7"
Fairway Proximity	T3	28' 4"	31' 5"	10 th	28' 1"	32' 1"
Approaches from 200-225 yds	5 th	34' 5"	41' 9"	9 th	31' 6"	38' 9"
Approaches > 200 Yards	6 th	43' 11"	50' 11"	4 th	38' 8"	46' 11"
2 nd proximity to hole						
SG: Around-the-Green	T147	-0.103	---	21 st	+0.308	---
Scrambling from > 30 yds	T46	34.48%	28.35%	2 nd	71.43%	28.13%
SG: Putting	93 rd	+0.096	---	9 th	+0.781	---
Putting Average	T8	1.174	1.767	7 th	1.677	1.758
Putts Per Round – Round 3	5 th	27.38	28.97	14 th	27.33	28.93
Putting from > 25'	56 th	6.49%	5.34%	5 th	13.56%	6.11%
Average Distance of Putts Made	T38	76' 7"	72' 6"	4 th	91' 9"	75' 3"
Birdie or Better Conversion PCT	10 th	34.83%	30.16%	14 th	36.20%	30.49%
SG: Total	37 th	+0.707	---	1 st	+3.455	---
Lowest Round	T3	61	59	2 nd	60	59
Scoring Average (Actual)	27 th	69.70	70.58	1 st	66.58	70.18
Eagles Per Holes Played	2 nd	74.0	195.4	4 th	43.2	194.8
Par Breakers	T11	24.62%	21.06%	T3	29.17%	20.47%
Round 3 Scoring Average	3 rd	67.25	70.24	1 st	65.67	70.04
Front 9 Scoring Average	17 th	34.54	35.14	3 rd	33.42	35.12
Par 4 Birdie or Better PCT	5 th	22.46%	17.30%	T11	23.57%	17.67%
Par 4 Performance	T28	-14	+8	1 st	-21	Even
Bounce Back Percentage	2 nd	32.26%	21.06%	T37	21.74%	18.19%



FedExCup Playoffs

ShotLink Keys to Winning the FedExCup

2019 FedExCup Champion – Rory McIlroy



2018-19 Season

Summary

Events: 19
Wins: 3
Runner-ups: 1
Top 10s: 14
Top 25s: 16



Tournament	Pos.	FEC Rank Thru Event
WGC-HSBC Champions	T54	150 th
The Sentry	T4	63 rd
Farmers Insurance Open	T5	49 th
The Genesis Invitational	T4	36 th
WGC-Workday Championship	2 nd	14 th
Arnold Palmer Invitational	T6	11 th
THE PLAYERS Championship	WON	1st
WGC-Dell Technologies Match Play	T9	2 nd
Masters Tournament	T21	3 rd
Wells Fargo Championship	T8	3 rd
PGA Championship	T8	4 th
the Memorial Tournament	CUT	4 th
RBC Canadian Open	WON	2nd
U.S. Open	T9	2 nd
The Open Championship	CUT	3 rd
FedExCup Playoffs		
FEDEX ST. JUDE CHAMPIONSHIP	T6	3 rd
BMW Championship	T19	5 th
TOUR Championship	WON	1st

At 30 years old, Rory McIlroy (2016, 2019) joined Tiger Woods (2007, 2009) as only two players to win multiple FedExCup titles.

Rory McIlroy became the first player to win THE PLAYERS and the FedExCup in the same season.

Rory McIlroy (2016, 2019) is the second player to win THE PLAYERS, a WGC, a major and two FedExCup titles, joining Tiger Woods (2007, 2019).

The two-time FedExCup champion now has **five** wins in the FedExCup Playoffs, marking the most of any player in the 13 seasons in the FedExCup era (since 2007).



Rory McIlroy vs. the TOUR

PGA TOUR

2018-19 Season Statistical Profile

	Entering '19 Playoffs		TOUR Avg.	'19 Playoffs		19' Playoff Field Avg.
SG: Tee-to-Green	1 st	2.275	- - -	4 th	+1.566	- - -
SG: Off-the-Tee	1 st	1.215	- - -	3 rd	+1.119	- - -
Driving Distance	3 rd	313.7	293.8	4 th	312.4	294.9
Driving Distance - All Drives	T2	303.0	285.1	1 st	308.9	291.1
SG: Approach-the-Green	12 th	+0.709	- - -	33 rd	+0.349	- - -
Greens in Regulation Percentage	30 th	69.15%	66.09	T47	65.74%	64.76
Going for the Green (GFG)	2 nd	78.02%	57.26	3 rd	81.82%	58.50
GFG - Birdie or Better	20 th	64.58%	57.24	T22	72.22%	61.68
Proximity to Hole	20 th	34' 4"	36' 6"	T45	35' 10"	35' 8"
Rough Proximity	T10	39' 9"	44' 6"	70 th	48' 9"	45' 0"
Fairway Proximity	T12	29' 8"	31' 11"	T17	28' 8"	31' 0"
Approaches from 125-150 yards	T10	20' 7"	23' 4"	T59	23' 4"	22' 1"
Approaches from 150-175 yards	T4	24' 3"	27' 11"	44 th	24' 5"	25' 8"
Approaches from 175-200 yards	2 nd	28' 9"	33' 11"	32 nd	29' 5"	31' 2"
SG: Around the Green	T15	+0.350	- - -	39 th	+0.098	- - -
Sand Save Percentage	67 th	52.81%	49.75	T19	71.43%	59.23
Scrambling	60 th	61.41%	58.46	10 th	71.62%	61.75
SG: Putting	29 th	+0.396	- - -	26 th	+0.535	- - -
Putting Average	6 th	1.712	1.769	13 th	1.648	1.728
One-Putt Percentage	T41	40.77%	39.04	7 th	49.54%	42.44
3-Putt Avoidance	10 th	1.88%	2.99	T34	1.39%	1.85
Putts Per Round	T36	28.61	29.09	23 rd	27.33	28.26
Putting from 4-8'	11 th	74.40%	68.20	42 nd	72.55%	71.15
Putting from - 20-25'	3 rd	22.86%	12.45	39 th	15.79%	14.32
Birdie or Better Conversion PCT	3 rd	35.78%	30.10	9 th	42.25%	33.09
SG: Total	1 st	+2.670	- - -	2 nd	+2.101	- - -
Scoring Average (Actual)	5 th	69.27	70.72	2 nd	+68.00	70.10
Birdie Average	3 rd	4.39	3.66	6 th	4.92	3.92
Par 3 Scoring Average	1 st	2.95	3.06	T27	2.98	3.03
Birdie or Better Percentage	3 rd	25.60%	20.87	T3	27.78%	22.43



FedExCup Playoffs

ShotLink Keys to Winning the FedExCup

2018 FedExCup Champion – Justin Rose



2017-18 Season

Summary

Events: 18
Wins: 2
Runner-ups: 3
Top 10s: 11
Top 25s: 15



Tournament	Pos.	FEC Rank Thru Event
WGC-HSBC Champions	WIN	3
Farmers Insurance Open	T8	10
WGC-Workday Championship	T37	15
Valspar Championship	T5	15
Arnold Palmer Invitational	3 rd	6
Vivint Houston Open	T52	7
Masters Tournament	T12	8
Zurich Classic of New Orleans	T19	9
THE PLAYERS Championship	T23	11
Charles Schwab Challenge	WIN	2
the Memorial Tournament	T6	2
U.S. Open	T10	3
The Open Championship	T2	3
PGA Championship	T19	4
FedExCup Playoffs		
FEDEX ST. JUDE CHAMPIONSHIP	CUT	6
Dell Technologies Championship	2 nd	3
BMW Championship	P2	2
TOUR Championship	T4	1

Justin became the third oldest FedExCup Champion at the age of 38 (Vijay Singh 45 & Jim Furyk 40) and the fourth International player to win the FedExCup.

Justin Rose played the last three FedExCup Playoff events a combined 40-under par, marking the best of any player during the 2018 FedExCup Playoffs.



Justin Rose vs. the TOUR

PGA TOUR

2017-18 Season Statistical Profile

	Entering '18 Playoffs		TOUR Avg.	'18 Playoffs		18' Playoff Field Avg.
SG: Tee-to-Green	5 th	+1.528	---	3 rd	+1.527	---
SG: Off-the-Tee	18 th	+0.548	---	14 th	+0.560	---
Driving Distance – All Drives	T48	291.4	286.8	20 th	295.4	287.9
SG: Approach-the-Green	22 nd	+0.546	---	26 th	+0.470	---
GFG – Birdie or Better %	1 st	73.40%	56.27%	10 th	69.23%	55.54%
Proximity to Hole	T58	35' 5"	36' 6"	8 th	32' 3"	35' 1"
Rough Proximity	22 nd	41' 11"	45' 2"	14 th	38' 3"	44' 4"
Left Rough Proximity	1 st	34' 5"	45' 0"	8 th	34' 3"	44' 9"
SG: Around-the-Green	12 th	+0.433	---	8 th	+0.497	---
Sand Save Percentage	7 th	61.76%	48.92%	34 th	57.89%	51.37%
Scrambling	T15	63.01%	56.97%	27 th	63.08%	59.66%
SG: Putting	12 th	+0.573	---	59 th	+0.010	---
Putting Average	9 th	1.730	1.778	T39	1.738	1.754
Putts Per Round	27 th	28.56	29.24	50 th	29.07	29.16
Putting from 4-8 feet	1 st	79.75%	68.05%	T51	71.93%	71.01%
Putting from 20-25 feet	T9	18.33%	12.01%	54 th	13.64%	13.83%
Birdie or Better Conversion PCT.	6 th	34.74%	29.26%	29 th	33.16%	29.82%
SG: Total	2 nd	+2.101	---	6 th	+1.537	---
Lowest Round	T73	64	68	T6	63	67
Scoring Average	2 nd	69.020	71.135	6 th	68.891	70.652
Birdie Average	3 rd	4.46	3.54	4 th	4.79	3.77
Par Breakers	5 th	25.11%	20.13%	6 th	26.59%	21.33%
Par 4 Scoring Average	2 nd	3.94	4.05	T9	3.91	3.99
Par 4 Birdie or Better Leaders	6 th	20.50%	16.15%	9 th	23.46%	18.67%
Birdie or Better Percentage	5 th	25.11%	20.13%	6 th	26.59%	21.33%



FedExCup Playoffs

ShotLink Keys to Winning the FedExCup

2017 FedExCup Champion - Justin Thomas



2016-17 Season Summary


Events: 25
Wins: 5
Runner-ups: 1
Top 10s: 12
Top 25s: 14



Tournament	Pos.	FEC Rank Thru Event
Fortinet Championship	T8	T8
CIMB Classic	WIN	1st
WGC-HSBC Champions	T23	2 nd
Sentry Tournament of Champ	WIN	2nd
Sony Open in Hawaii	WIN	1st
Waste Management Phoenix Open	CUT	2 nd
The Genesis Invitational	T39	2 nd
The Honda Classic	CUT	2 nd
WGC-Workday Championship	T5	1st
Valspar Championship	CUT	1 st
WGC-Dell Technologies Match Play	T39	3 rd
Masters Tournament	T22	3 rd
Zurich Classic of New Orleans	T5	2nd
THE PLAYERS Championship	T75	3 rd
the Memorial Tournament	T4	2nd
U.S. Open	T9	3 rd
Travelers Championship	CUT	3 rd
Quicken Loans National	CUT	3 rd
The Open Championship	CUT	4 th
WGC-FedEx St. Jude Invitational	T28	4 th
PGA Championship	WIN	2nd
FedExCup Playoffs		
FEDEX ST. JUDE CHAMPIONSHIP	T6	3 rd
Dell Technologies Championship	WIN	2nd
BMW Championship	T47	2 nd
TOUR Championship	2nd	1st

At 24 years old, Justin Thomas became the second FedExCup Champion under the age of 25 (Jordan Spieth 22).

Justin Thomas recorded five PGA TOUR victories in the 2016-17 season marking the fourth time a player has won five or more times en route to the FedExCup title (Woods twice).



Justin Thomas vs. The TOUR

PGA TOUR

2016-17 Season Statistical Profile

	Entering '17 Playoffs		TOUR Avg.	'17 Playoffs		17' Playoff Field Avg.
SG: Tee-to-Green	11 th	+1.378	---	3 rd	+1.789	---
SG: Off-the-Tee	T34	+0.438		10 th	+0.495	---
Driving Distance – All Drives	6 th	298.9	284.8	6 th	301.4	288.1
SG: Approach-the-Green	6 th	+0.736	---	10 th	+0.742	---
Going for the Green	25 th	62.24%	50.50%	T5	71.43%	52.09%
Fairway Proximity	T4	28' 10"	31' 7"	11 th	28' 6"	31' 6"
Approaches 50-125 Yards	4 th	15' 11"	19' 4"	3 rd	13' 1"	17' 11"
Approaches 125-150 Yards	T104	23' 1"	23' 3"	8 th	18' 1"	23' 1"
SG: Around-the-Green	T44	+0.204	---	10 th	+0.552	---
Scrambling	115 th	57.95%	57.77%	5 th	69.79%	59.80%
Scrambling from 10-20 Yards	132 nd	62.16%	63.90%	4 th	81.40%	64.22%
SG: Putting	31 st	+0.392	---	T41	+0.147	---
Putting Average	1 st	1.696	1.780	3 rd	1.688	1.779
One-Putt Percentage	8 th	42.95%	38.77%	T4	46.53%	39.65%
Putts Per Round	T14	28.40	29.16	T6	27.69	29.05
Putting from - > 25'	T108	5.06%	5.28%	5 th	11.48%	5.05%
Birdie or Better Conversion PCT.	1 st	37.32%	28.87%	3 rd	37.70%	28.85%
SG: Total	4 th	+1.771	---	T3	+1.936	---
Lowest Round	T1	59	68	T2	63	67
Scoring Average	6 th	69.562	71.146	T3	68.564	70.555
Birdie Average	2 nd	4.48	3.47	7 th	4.50	3.48
Total Birdies	T52	282	90	6 th	72	37
Par 4 Scoring Average	T1	3.96	4.06	2 nd	3.86	4.02
Par 4 Birdie or Better Leaders	1 st	23.45%	15.94%	1 st	27.72%	17.69%
Birdie or Better Percentage	2 nd	25.93%	19.71%	T5	25.69%	19.75%



FedExCup Playoffs

ShotLink Keys to Winning the FedExCup

2016 FedExCup Champion – Rory McIlroy



2015-16 Season Summary

Events: 18
Wins: 2
Runner-ups: 0
Top 10's: 8
Top 25's: 11



Tournament	Pos.	FEC Rank Thru Event
Fortinet Championship	T26	T26
WGC-HSBC Champions	T11	36 th
The Genesis Invitational	T20	116 th
The Honda Classic	CUT	122 nd
WGC-Workday Championship	T3	45th
Arnold Palmer Invitational	T27	47 th
WGC-Dell Technologies Match Play	4th	33rd
Masters Tournament	T10	29th
Wells Fargo Championship	T4	30th
THE PLAYERS Championship	T12	29 th
the Memorial Tournament	T4	30th
U.S. Open	CUT	31 st
The Open Championship	T5	32nd
PGA Championship	CUT	34th
FedExCup Playoffs		
FEDEX ST. JUDE CHAMPIONSHIP	T31	38 th
Dell Technologies Championship	WON	4th
BMW Championship	T42	6 th
TOUR Championship	WON	WON

At 27 years old, Rory McIlroy joined eight other players as FedExCup Champion. Rory became the FedExCup Playoff leader for most victories with four surpassing Tiger Woods with his victories at the Dell Technologies Championship & TOUR Championship.

Rory McIlroy recorded his fourth multiple win season of his PGA TOUR career and became 65th player in PGA TOUR history with four or more seasons with multiple victories.

Rory McIlroy became only the second player to win the FedExCup after starting the playoffs outside of the top 30.

Rory McIlroy holed a 137-yard shot on the 16th hole at East Lake GC to get to 11-under par and pull within one shot of the leaders. His 137-yard hole out was his longest hole out of the 2015-16 PGA TOUR season.



Rory McIlroy vs. The TOUR

PGA TOUR

2015-16 Season Statistical Profile

	Entering '16 Playoffs		TOUR Avg.	'16 Playoffs		16' Playoff Field Avg.
SG: Tee-to-Green	2 nd	+1.752	---	1 st	+2.160	---
SG: Off-the-Tee	1 st	+1.275	---	3 rd	+1.140	---
Driving Distance – All Drives	4 th	300.9	282.7	4 th	303.5	
SG: Approach-the-Green	70 th	+0.238	---	8 th	+0.863	---
Greens in Regulation Percentage	32 nd	68.36%	64.96%	4 th	73.26%	65.51%
Going for the Green	1 st	80.77%	50.43%	5 th	73.08%	54.21%
Fairway Proximity	T46	30' 4"	31' 6"	T7	27' 11"	31' 3"
Approaches 200-225 Yards	7 th	35' 5"	41' 9"	T5	31' 4"	39' 10"
Approaches 225-250 Yards	3 rd	40' 6"	52' 0"	8 th	37' 9"	51' 3"
SG: Around-the-Green	38 th	+0.238	---	34 th	+0.156	---
Scrambling > 30 yards	3 rd	45.00%	28.26%	T87	14.29%	28.44%
SG: Putting	98 th	+0.023	---	98 th	-0.668	---
Putting Average	T31	1.751	1.779	T13	1.730	1.774
Putting from - 15-20'	2 nd	30.51%	18.33%	54 th	18.42%	19.34%
Putting from - > 25'	T3	9.52%	5.24%	84 th	1.89%	5.21%
Average Distance of Putts made	3 rd	81' 7"	72' 1"	83 rd	66' 10"	72' 10"
Birdie or Better Conversion PCT.	3 rd	35.70%	28.66%	14 th	34.29%	28.80%
SG: Total	5 th	+1.775	---	6 th	+1.492	---
Scoring Average	8 th	69.695	71.184	5 th	69.508	71.140
Birdie Average	1 st	4.41	3.44	4 th	4.44	3.50
Par 3 Birdie or Better Leaders	101 st	13.59%	13.22%	T65	10.94%	12.88%
Par 4 Birdie or Better Leaders	5 th	19.58%	15.77%	T8	21.02%	16.34%
Par 5 Birdie or Better Leaders	1 st	54.88%	40.24%	3 rd	60.42%	41.08%
Birdie or Better Percentage	2 nd	25.24%	19.56%	4 th	25.35%	19.89%



FedExCup Playoffs

ShotLink Keys to Winning the FedExCup

2015 FedExCup Champion – Jordan Spieth

2014-15 Season Summary

Events: 25
Wins: 5
Runner-ups: 4
Top 10's: 15
Top 25's: 19

At 22 years old, Jordan Spieth joined Rory McIlroy and Tiger Woods as the only players to win PGA TOUR Player of the Year while in their 20's.

Spieth was the youngest player to win five times in a season since Horton Smith in 1929. He was also the youngest player to win both the TOUR Championship and the FedExCup.

Tournament	Pos.	FEC Rank Thru Event
WGC-HSBC Champions	T35	T146
Waste Management Phoenix Open	T7	103 rd
Farmers Insurance Open	CUT	118 th
AT&T Pebble Beach Pro-Am	T7	73 rd
The Genesis Invitational	T4	45th
WGC-Workday Championship	T17	44 th
Valspar Championship	WON	7th
Valero Texas Open	2nd	2nd
Vivint Houston Open	P2	2nd
Masters Tournament	WON	1st
RBC Heritage	T11	1 st
WGC-Dell Technologies Match Play	T17	1 st
THE PLAYERS Championship	CUT	1 st
Charles Schwab Challenge	T2	1st
AT&T Byron Nelson	T30	1 st
the Memorial Tournament	T3	1st
U.S. Open	WON	1st
John Deere Classic	WON	1st
The Open Championship	T4	1st
WGC-FedEx St. Jude Invitational	T10	1 st
PGA Championship	2nd	1st
FedExCup Playoffs		
FEDEX ST. JUDE CHAMPIONSHIP	CUT	2 nd
Dell Technologies Champ	CUT	2 nd
BMW Championship	T13	2 nd
TOUR Championship	WON	WON

In 88 total rounds (2015), Jordan Spieth finished 1st or 2nd on the leader board a TOUR leading 24 times (27%). This works out to one in every four rounds where Spieth was either 1st or 2nd on the leaderboard.

Byron Nelson Award Winner: Jordan Spieth finished his season with the lowest adjusted scoring average on the PGA TOUR (68.938) and in turn won the Byron Nelson Award for the first time in his career on the PGA TOUR.

83% of his rounds at Par or Better: Jordan Spieth played 83% of his rounds at par or better. This works out to 73 of 88 total rounds at par or better. Spieth played his last 19 final rounds of the season at par or better. In fact, he did not have an over par final round during the 2015 calendar year on the PGA TOUR.

Spieth vs. the Next Best: When compared to the next best player(s) on TOUR (2015), Jordan Spieth had three more top 3s, three more top 5s and four more top-10 finishes than the next best player(s) on TOUR.

Single Season Record: Jordan Spieth set a new PGA TOUR record (since 2003) for highest percentage of putts made from 15 to 25 feet in a single season (27.2%).



Jordan Spieth vs. The TOUR

PGA TOUR

2014-15 Season Statistical Profile

	Entering '15 Playoffs		TOUR Avg.	'15 Playoffs		15' Playoff Field Avg.
SG: Tee-to-Green	1 st	+1.929	- - -	50 th	+0.023	- - -
SG: Off-the-Tee	14 th	+0.563	- - -	38 th	+0.187	- - -
SG: Approach-the-Green	4 th	+0.824	- - -	78 th	-0.310	- - -
Greens in Regulation Percentage	47 th	68.42%	65.77	T56	64.35%	65.03
Proximity to Hole	T25	33' 6"	35' 6"	T37	34' 4"	35' 5"
Rough Proximity	2 nd	37' 10"	44' 4"	11 th	36' 9"	44' 9"
Approaches 50-125 yards (Rgh)	1 st	19' 4"	28' 5"	8 th	20' 6"	30' 8"
SG: Around-the-Green	3 rd	+0.543	- - -	46 th	+0.146	- - -
Sand Save Percentage	24 th	58.93%	49.79	T40	52.94%	45.73
Scrambling	3 rd	66.20%	57.94	53 rd	58.44%	57.12
Scrambling from the Rough	4 th	66.19%	55.26	T65	55.56%	57.52
SG: Putting	8 th	+0.618	- - -	34 th	+0.359	- - -
Putting Average	1 st	1.692	1.777	31 st	1.741	1.760
Overall Putting Average	1 st	1.539	1.619	T25	1.583	1.612
One-Putt Percentage	2 nd	44.30%	38.70	T17	43.98%	39.70
3-Putt Avoidance	T17	2.12%	3.15	T73	4.17%	3.14
Putts Per Round	1 st	27.71	29.18	T25	28.50	29.02
Putting from - 15-20'	6 th	26.02%	18.33	1 st	37.50%	20.19
Putting from - 20-25'	1 st	28.33%	12.50	24 th	19.05%	13.16
Putting from - > 25'	T15	7.61%	5.37	50 th	6.00%	5.88
Approach Putt Performance	T1	1' 11"	2' 4"	T60	2' 6"	2' 5"
Average Distance of Putts made	35 th	77' 6"	73' 1"	12 th	84' 4"	76' 6"
SG: Total	1 st	+2.547	- - -	34 th	+0.382	- - -
Scoring Average	1 st	68.752	71.201	33 rd	70.118	70.557
Birdie Average	2 nd	4.62	3.53	T38	3.75	3.62
Par 3 Birdie or Better Leaders	7 th	18.09%	13.57	T13	20.83%	14.05
Par 4 Birdie or Better Leaders	1 st	23.65%	16.21	83 rd	15.94%	18.70
Par 5 Birdie or Better Leaders	51 st	45.16%	41.18	T11	50.00%	38.45



FedExCup Playoffs

ShotLink Keys to Winning the FedExCup

2014 FedExCup Champion – Billy Horschel

Billy Horschel

2013-14 Season Summary

Events: 27
Wins: 2
Runner-ups: 1
Top 10's: 5
Top 25's: 12



	Pos.	FEC Rank Thru Event
Fortinet Championship	CUT	--
CIMB Classic	T11	T46
WGC-HSBC Champions	T34	T33
Sentry Tournament of Champions	T6	28th
The American Express	T25	34 th
Farmers Insurance Open	T23	33 rd
Waste Management Phoenix Open	CUT	40 th
WGC-Dell Technologies Match Play	T17	40 th
The Honda Classic	CUT	48 th
WGC-Workday Championship	T50	49 th
Arnold Palmer Invitational	T43	53 rd
Valero Texas Open	CUT	59 th
Masters Tournament	T37	58 th
RBC Heritage	T68	61 st
Zurich Classic of New Orleans	CUT	68 th
THE PLAYERS Championship	T26	72 nd
the Memorial Tournament	T15	72nd
FedEx St. Jude Classic	T6	60th
U.S. Open	T23	58 th
Quicken Loans National	T11	56th
The Open Championship	CUT	62 nd
PGA Championship	T58	71 st
Wyndham Championship	T47	69 th
FedExCup Playoffs		
FEDEX ST. JUDE CHAMPIONSHIP	CUT	82 nd
Dell Technologies Championship	T2	20th
BMW Championship	WON	2nd
TOUR Championship	WON	1st

2014 FedExCup champion **Billy Horschel** carded 2 wins (BMW Championship and TOUR Championship by Coca-Cola, one runner-up finish, five top 10s and 12 top-25 finishes in his 27 starts (2014).

2014 TOUR Championship, winner Billy Horschel had all facets of his game working ranking second in Strokes Gained: Tee-to-Green, first in Greens in Regulation, T5 in Proximity to the Hole, T8 in Scrambling and sixth in Strokes Gained: Putting. In Strokes Gained: Tee-to-Green, Horschel outperformed the field by +2.19 strokes per round and in Strokes Gained: Putting, he outperformed the field by +3.26 (+0.815 per round) total strokes with his putter.

On the 16th hole (now 7th hole) at East Lake, Horschel hit his tee shot into the right trees and was forced to punch out and have an approach from 94 yards. His approach from 94 yards ended up 30' 9" from the hole for par.

For the 2013-14 season, he made a combined 18 putts from outside 20 feet in 391 attempts (4.6%). However, in the prior two weeks he made a total of 13 of 71 (18.3%).

Horschel went on to make the clutch par save and go onto par the 17th & 18th holes to win the TOUR Championship and FedExCup.



Billy Horschel vs. The TOUR

PGA TOUR

2013-14 Season Statistical Profile

	Entering '14 Playoffs		TOUR Avg.	'14 Playoffs		14' Playoff Field Avg.
SG: Tee-to-Green	66 th	+0.370	- - -	11 th	+1.095	- - -
SG: Off-the-Tee	29 th	+0.420	- - -	11 th	+0.683	- - -
Driving Distance	T92	289.5	288.7	13 th	302.1	291.1
Driving Accuracy Percentage	19 th	68.2%	61.3%	T60	60.7%	62.4%
Total Driving	T16	111	187	18 th	73	104
SG: Approach-the-Green	109 th	+0.010	- - -	15 th	+0.610	- - -
Greens in Regulation Percentage	7 th	69.4%	64.0%	1 st	75.8%	64.9%
Proximity to Hole	T127	36' 5"	35' 10"	T54	36' 0"	36' 1"
Rough Proximity	T181	48' 8"	43' 11"	T18	40' 8"	45' 2"
SG: Around-the-Green	132 nd	-0.059	- - -	82 nd	-0.198	- - -
Sand Save Percentage	165 th	42.6%	49.5%	T11	64.3%	48.2%
Scrambling	163 rd	53.8%	57.3%	9 th	65.6%	58.4%
SG: Putting	110 th	-0.024	- - -	4 th	+1.179	- - -
Putting Average	T143	1.802	1.782	29 th	1.728	1.759
One-Putt Percentage	174 th	34.9%	38.89	83 rd	36.9%	39.9%
3-Putt Avoidance	145 th	3.4%	3.0%	T30	2.0%	2.6%
Putts Per Round	172 nd	29.96	29.15	T67	29.29	28.92
Putting from inside 5 feet	94 th	96.5%	96.3%	2 nd	99.4%	96.5%
Putting from outside 20 feet	166 th	5.1%	7.0%	20 th	11.6%	8.0%
Average Distance of Putts made	T144	68' 10"	71' 7"	2 nd	93' 9"	76' 3"
SG: Total	79 th	+0.347	- - -	1 st	+2.275	- - -
Scoring Average	109 th	70.96	71.092	1 st	68.15	70.654
Birdie Average	T88 th	3.47	3.37	12 th	4.21	3.5
Par Breakers	70 th	20.3%	19.1%	12 th	23.8%	19.8%
Back 9 Scoring Average	T59	35.45	35.77	1 st	33.79	35.52
Par 3 Scoring Average	T82	3.06	3.08	8 th	2.93	3.06
Par 4 Scoring Average	T112	4.07	4.07	T2	3.91	4.01
Par 5 Scoring Average	T49	4.64	4.69	T5	4.53	4.77
Birdie or Better Percentage	70 th	20.3%	19.1%	12 th	23.8%	19.8%



FedExCup Playoffs

ShotLink Keys to Winning the FedExCup

2013 FedExCup Champion – Henrik Stenson

Henrik Stenson

2013 Season Summary

Events: 18
Wins: 2
Runner-ups: 3
Top 10's: 8
Top 25's: 10



	Pos	FEC Rank Thru Event
WGC-Dell Technologies Match Play	T33	T163
The Honda Classic	CUT	T169
Puerto Rico Open	T39	161 st
Arnold Palmer Invitational	T8	121st
Vivint Houston Open	T2	38th
Masters Tournament	T18	39 th
Wells Fargo Championship	CUT	49 th
THE PLAYERS Championship	T5	37th
Charles Schwab Challenge	T35	40 th
the Memorial Tournament	T41	40 th
U.S. Open	T21	41 st
The Open Championship	2	22nd
WGC-FedEx St. Jude Invitational	T2	12th
PGA Championship	3	8th
FedExCup Playoffs		
FEDEX ST. JUDE CHAMPIONSHIP	T43	13 th
Dell Technologies Championship	WON	1st
BMW Championship	T33	2 nd
TOUR Championship	WON	1st

2013 FedExCup champion **Henrik Stenson** carded two wins (Dell Technologies Championship & TOUR Championship, three runner-up finishes, 8 top 10s and 10 top-25 finishes in his 18 starts.

2013 TOUR Championship winner Henrik Stenson ranked T1 in Greens in Regulation for the week hitting his mark 77.78% (56 of 72) of the time. This marked the third time out of the four FedExCup Playoff events where he led the field in this category.

For the 2013 FEC Playoffs, Stenson hit 218 of 288 (75.69%) Greens in Regulation ranking first among players who played in all 4 Playoff events.

Henrik Stenson played the front 9 at East Lake Golf Club at an average of 31.50, 14 under par for the week. His 14-under relative to par score was eight shots better than the next best player and over three strokes better than the field average of 34.66 per round.



Henrik Stenson vs. The TOUR

PGA TOUR

2013 Season Statistical Profile

	Entering '13 Playoffs		TOUR Avg.	'13 Playoffs		13' Playoffs Avg.
SG: Tee-to-Green	4 th	+1.591	- - -	3 rd	+1.654	- - -
SG: Off-the-Tee	3 rd	+0.869	- - -	27 th	+0.431	- - -
Driving Distance	T72	290.4	287.3	35 th	292.4	285.9
Driving Accuracy Percentage	6 th	69.4%	60.6%	24 th	71.9%	66.7%
Total Driving	3 rd	78	188	10 th	59	106
SG: Approach-the-Green	11 th	+0.693	- - -	T6	+0.922	- - -
Greens in Regulation Percentage	2 nd	70.7%	64.4%	2 nd	75.7%	64.9%
Going for the Green	5 th	69.5%	47.6%	4 th	74.6%	52.1%
Approaches from 225-250 yards	T6	43' 11"	52' 10"	T33	47' 7"	51' 11"
SG: Around-the-Green	87 th	+0.028	- - -	33 rd	+0.301	- - -
Scrambling from the Rough	1 st	72.0%	55.8%	T58	58.3%	59.2%
Scrambling from 20-30 yards	2 nd	67.9%	51.8%	T83	38.5%	51.9%
SG: Putting	T106	-0.002	- - -	T48	+0.022	- - -
Putting Average	T155	1.809	1.79	22 nd	1.716	1.75
One-Putt Percentage	162 nd	35.8%	38.3%	T79	38.2%	41.0%
3-Putt Avoidance	153 rd	4.05%	3.44%	T77	3.47%	2.69%
Putts Per Round	172 nd	30.08	29.32	87 th	29.38	28.62
Putting from over 25 Feet	T61	5.8%	5.12%	91 st	2.44%	6.18%
Average Distance of Putts made	T63	73' 0"	71' 5"	T60	72' 9"	73' 9"
SG: Total	8 th	+1.588	- - -	5 th	+1.669	- - -
Scoring Average	4 th	69.36	71.11	4 th	68.927	70.83
Birdie Average	T88	3.42	3.33	2 nd	4.81	3.74
Eagles (Holes per)	4 th	108	234.7	T52	288	214.1
Par 3 Scoring Average	T37	3.04	3.08	7 th	2.89	3.03
Par 4 Scoring Average	T76	4.06	4.08	5 th	3.91	4.01
Par 5 Scoring Average	T3	4.53	4.7	T48	4.7	4.69
Birdie or Better Percentage	T68	19.9%	18.9%	T2	27.1%	21.2%



FedExCup Playoffs

ShotLink Keys to Winning the FedExCup

2012 FedExCup Champion – Brandt Snedeker

Brandt Snedeker

2012 Season Summary

Events: 22
Wins: 2
Runner-ups: 1
Top 10's: 7
Top 25's: 10



	Pos	FEC Rank Thru Event
The American Express	T8	35th
Farmers Insurance Open	P1	2nd
Waste Management Phoenix Open	T50	4 th
The Genesis Invitational	T17	5 th
WGC-Dell Technologies Match Play	T9	7th
WGC-Workday Championship	T45	9 th
Valspar Championship	T29	9 th
Arnold Palmer Invitational	T63	10 th
Masters Tournament	T19	11 th
RBC Heritage	T17	10 th
THE PLAYERS Championship	CUT	16 th
the Memorial Tournament	W/D	18 th
A Military Tribute at The Greenbrier	T38	26 th
The Open Championship	T3	18th
RBC Canadian Open	T34	17 th
WGC-FedEx St. Jude Invitational	T50	21 st
PGA Championship	CUT	23 rd
Wyndham Championship	T28	19 th
FedExCup Playoffs		
FEDEX ST. JUDE CHAMPIONSHIP	2nd	2nd
Dell Technologies Championship	6th	4th
BMW Championship	T37	5 th
TOUR Championship	WON	1st

2012 FedExCup champion **Brandt Snedeker** carded two wins (Farmers Insurance Open & TOUR Championship, one runner-up finish, seven top 10s and 10 top-25 finishes in his 22 starts.

2012 TOUR Championship winner Brandt Snedeker was solid tee-to-green ranking eight in Total Driving, T5 for Ball Striking and second in Strokes Gained: Putting. On the greens, he outperformed the field by over six strokes with the putter (+6.524).

On the 17th hole (now hole 8), Snedeker hit his second shot onto the fringe 28'6" from the cup. Brandt relied on his short game in the final round only hitting 9 of 18 greens in regulation. Snedeker managed to chip in for birdie to take a four-shot lead going into the 72nd hole; where he ended up winning by three.

In the final round, Snedeker was only the fifth player to birdie the 17th hole due to the tough pin placement (front left) over a bunker with water left.



Brandt Snedeker vs. The TOUR

PGA TOUR

2012 Season Statistical Profile

	Entering '12 Playoffs		TOUR Avg.	'12 Playoffs		12' Playoffs Avg.
SG: Tee-to-Green	121 st	-0.096	- - -	15 th	+0.906	- - -
SG: Off-the-Tee	171 st	-0.399	- - -	45 th	+0.100	- - -
Driving Distance	T112	288.0	289.0	T54	291.3	292.6
Driving Accuracy Percentage	127 th	58.93%	60.18%	T40	66.52%	63.94%
Total Driving	154 th	239	196	T35	94	109
SG: Approach-the-Green	92 nd	0.112	- - -	44 th	+0.107	- - -
Greens in Regulation Percentage	136 th	62.81%	63.10%	T26	67.36%	64.72%
Approaches from 50-125 yards	T13 th	16' 9"	18' 11"	T31	16' 5"	18' 3"
Total Hole Outs	T71	8	5	T8	3	2
SG: Around-the-Green	45 th	+0.191	- - -	3 rd	+0.699	- - -
Sand Save Percentage	23 rd	55.86%	48.09%	12 th	65.52%	49.50%
Scrambling	27 th	60.96%	55.96%	4 th	67.02%	57.33%
Strokes Gained: Putting	2 nd	+0.769	- - -	6 th	+1.139	- - -
Putting Average	4 th	1.73	1.786	T11	1.706	1.767
One-Putt Percentage	1 st	44.62%	37.76%	T13	43.06%	39.22%
3-Putt Avoidance	T42	2.51%	3.14%	T7	1.39%	2.99%
Putts Per Round	T1	27.94	29.18	8 th	27.88	29.07
Putting from 10-15'	5 th	39.06%	29.58%	40 th	34.88%	31.57%
Average Distance of Putts made	2 nd	82' 8"	71' 10"	13 th	83' 6"	76' 10"
SG: Total	53 rd	+0.673	- - -	4 th	+2.045	- - -
Scoring Average	29 th	70.069	71.066	4 th	68.954	71.139
Birdie Average	T6	3.9	3.3	5 th	4.44	3.52
Par Breakers	10 th	0.2195	18.77	6 th	25.35%	20.06%
Par 3 Scoring Average	T2	2.98	3.09	T58	3.13	3.09
Par 4 Scoring Average	T51	4.05	4.09	T2	3.94	4.05
Par 5 Scoring Average	T70	4.66	4.71	T1	4.33	4.67
Birdie or Better Percentage	10 th	21.95%	18.77%	6 th	25.35%	20.06%



FedExCup Playoffs

ShotLink Keys to Winning the FedExCup

2011 FedExCup Champion – Bill Haas

Bill Haas

2011 Season Summary

Events: 26
Wins: 1
Runner-ups: 2
Top 10's: 7
Top 25's: 12



	Pos	FEC Rank Thru Event
The American Express	P2	4th
Farmers Insurance Open	T9	5th
Waste Management Phoenix Open	T29	5 th
The Genesis Invitational	T12	8 th
WGC-Dell Technologies Match Play	T33	10 th
WGC-Workday Championship	T31	14 th
Valspar Championship	CUT	15 th
Arnold Palmer Invitational	CUT	18 th
Masters Tournament	T42	21 st
RBC Heritage	T30	22 nd
Wells Fargo Championship	4	19th
THE PLAYERS Championship	CUT	20 th
Charles Schwab Challenge	T8	19th
the Memorial Tournament	T45	20 th
U.S. Open	T23	20 th
Quicken Loans National	T34	21 st
The Open Championship	T57	22 nd
A Military Tribute at The Greenbrier	P2	12th
WGC-FedEx St. Jude Invitational	T63	17 th
PGA Championship	T12	15 th
Wyndham Championship	CUT	15 th
FedExCup Playoffs		
FEDEX ST. JUDE CHAMPIONSHIP	T24	18 th
Dell Technologies Championship	T61	24 th
BMW Championship	T16	25 th
TOUR Championship	P1	1st

2011 FedExCup champion **Bill Haas** carded one win (TOUR Championship), two runner-up finishes, seven top 10s and 12 top-25 finishes in his 26 starts.

2011 TOUR Championship winner Bill Haas was solid tee-to-green ranking second in Total Driving, fifth for Ball Striking and first in Strokes Gained: Putting. On the greens, he outperformed the field by over eight strokes with the putter (+8.143).

On the second playoff hole (17th now hole 8), Haas hit his second shot into the greenside water to the left of the 17th green and managed to successfully get the ball up and down to force another hole.

For the week, five players hit their second shots in the water on the 17th hole in regulation play and all made bogey or worse.

Haas is the only player since 2004 to successfully salvage par or better after hitting his 2nd shot in the water on the 17th hole at East Lake GC.



Bill Haas vs. The TOUR

PGA TOUR

2011 Season Statistical Profile

	Entering '11 Playoffs		TOUR Avg.	'11 Playoffs		11' Playoffs Avg.
SG: Tee-to-Green	26 th	+0.898	- - -	43 rd	+0.197	- - -
SG: Off-the-Tee	9 th	+0.681	- - -	14 th	+0.428	- - -
Driving Distance	57 th	295.9	291.1	T25	299.8	295.3
Driving Accuracy Percentage	65 th	63.64%	60.91	T37	63.33%	61.50
Total Driving	13 th	122	193	12 th	62	97
SG: Approach-the-Green	T91	+0.113	- - -	80 th	-0.221	- - -
Greens in Regulation Percentage	8 th	69.62%	63.78	T39	68.52%	67.18
Approaches from 50-125 yards	T131	19' 9"	18' 10"	T12	14' 9"	19' 1"
Total Hole Outs	T14	13	6	T24	2	2
SG: Around-the-Green	73 rd	+0.103	- - -	60 th	-0.010	- - -
Sand Save Percentage	142 nd	43.17%	47.37	59 th	46.88%	51.44
Scrambling	66 th	58.91%	56.23	70 th	55.29%	59.01
SG: Putting	94 th	+0.087	- - -	23 rd	+0.460	- - -
Putting Average	T109	1.787	1.787	16 th	1.714	1.762
One-Putt Percentage	127 th	36.08%	36.46	T39	40.00%	39.22
3-Putt Avoidance	T81	2.89%	3.09	T67	3.33%	2.94
Putts Per Round	153 rd	29.61	29.23	55 th	29.13	29.02
Putting from 4-8'	63 rd	70.26%	68.02%	10 th	77.63%	68.58
Average Distance of Putts made	T130	70' 10"	72' 8"	T37	75' 5"	73' 9"
SG: Total	24 th	+0.984	- - -	T24	+0.657	- - -
Scoring Average	2 th 4	70.15	71.05	T20	70.08	70.89
Birdie Average	T66	3.58	3.36	T11	4.33	3.79
Par Breakers	T60	20.49%	19.10	T12	24.44%	21.50
Par 3 Scoring Average	T100	3.08	3.09	T23	3.00	3.06
Par 4 Scoring Average	T6	4.00	4.08	T46	3.99	4.00
Par 5 Scoring Average	T26	4.60	4.70	T34	4.61	4.65
Birdie or Better Percentage	T60	20.49%	19.10	T12	24.44%	21.50



FedExCup Playoffs

ShotLink Keys to Winning the FedExCup

2010 FedExCup Champion – Jim Furyk

Jim Furyk

2010 Season Summary

Events: 21
Wins: 3
Runner-ups: 0
Thirds: 0
Top 10's: 7



	Pos	FEC Rank Thru Event
The Genesis Invitational	T20	T97
AT&T Pebble Beach Pro-Am	T35	86 th
WGC-Dell Technologies Match Play	T17	70 th
WGC-Workday Championship	T37	84 th
Valspar Championship	1	7th
Arnold Palmer Invitational	T11	6 th
Masters Tournament	CUT	11 th
RBC Heritage	P1	2nd
Wells Fargo Championship	T7	2nd
THE PLAYERS Championship	T47	2 nd
Charles Schwab Challenge	CUT	2 nd
the Memorial Tournament	T10	2nd
U.S. Open	T16	3 rd
Quicken Loans National	T33	4 th
The Open Championship	CUT	5 th
A Military Tribute at The Greenbrier	T9	3rd
WGC-FedEx St. Jude Invitational	T6	3rd
PGA Championship	T24	3 rd
FedExCup Playoffs		
Dell Technologies Championship	T37	11 th
BMW Championship	T15	11 th
TOUR Championship	WIN	1st

2010 FedExCup champion **Jim Furyk** is arguably one of the most consistent grinders on the PGA TOUR. He's had at least 7 top 10's in each of his last 6 seasons on TOUR dating back to 2005. In 2008 & 2009 he was a model of consistency, carding the most top 10's on TOUR without a win (20 top 10's in 49 starts over 2 years).

In 2010 **Jim Furyk's** perseverance paid off as he carded a career-high 3 wins including the Valspar Championship, the RBC Heritage, and the TOUR Championship.

Furyk was the first FedExCup champion to be ranked outside the top 5 entering the TOUR Championship (11th ranked player entering the week).



Jim Furyk vs. The TOUR

PGA TOUR

2010 Season Statistical Profile

	Furyk Entering Playoffs		TOUR Avg.	Furyk in the Playoffs		Playoffs Avg.
SG: Tee-to-Green	7 th	+1.143	- - -	7 th	+1.221	- - -
SG: Off-the-Tee	T93	+0.100	- - -	22 nd	+0.350	- - -
Driving Distance	183 rd	274.7	287.0	T55	283.1	285.3
Driving Accuracy Percentage	12th	70.59%	63.47	T9	73.21%	62.83
Total Driving	T100	195	196	T7	64	104
SG: Approach-the-Green	15 th	+0.656	- - -	14 th	+0.581	- - -
Greens in Regulation Percentage	T69	67.47%	65.71	T32	65.28%	63.27
Proximity to Hole	T23	33' 6"	35' 4"	T45	34' 9"	35' 0"
Approaches from 50-125 yards	15 th	16' 3"	18' 11"	T27	15' 8"	17' 8"
SG: Around-the-Green	9 th	+0.386	- - -	33 rd	+0.290	- - -
Sand Save Percentage	164 th	41.56%	48.59	9 th	68.00%	52.68
Scrambling	25th	62.53%	57.22	12th	68.00%	60.30
SG: Putting	16 th	+0.525	- - -	63 rd	-0.074	- - -
Putting Average	T49	1.764	1.790	T64	1.787	1.771
Putts Per Round	28 th	28.79	29.39	T36	28.50	28.78
Putting from 4-8'	67 th	68.59%	67.00	T41	72.00%	69.85
Putting - Inside 10'	11 th	89.39%	87.03	13 th	89.59%	87.30
Putting from - > 25'	141st	4.29%	5.41	20th	7.41%	5.08
SG: Total	3 rd	+1.668	- - -	11 th	+1.147	- - -
Scoring Average	8th	69.89	71.16	7th	69.52	70.89
Birdie Average	T61	3.63	3.39	21 st	3.67	3.35
Par 3 Scoring Average	T22	3.01	3.07	T70	3.08	3.04
Par 4 Scoring Average	T23	4.00	4.06	T9	3.97	4.04
Par 5 Scoring Average	T128	4.72	4.71	T14	4.59	4.76



FedExCup Playoffs

ShotLink Keys to Winning the FedExCup

2009 FedExCup Champion – Tiger Woods

Tiger Woods

2009 Season Summary

Events: 17
Wins: 6
Runner-ups: 3
Thirds: 0
Top 10's: 14



Tiger Woods - 2009 Tournament Record

	Pos	FEC Rank Thru Event
WGC-Dell Technologies Match Play	T17	142 nd
WGC-Workday Championship	T9	102 nd
Arnold Palmer Invitational	WON	12th
Masters Tournament	T6	12 th
Wells Fargo Championship	4	10 th
THE PLAYERS Championship	8	9 th
the Memorial Tournament	WON	4th
U.S. Open	T6	3 rd
Quicken Loans National	WON	1st
The Open Championship	CUT	2 nd
Buick Open	WON	1st
WGC-FedEx St. Jude Invitational	WON	1st
PGA Championship	2	1st
FedExCup Playoffs		
FEDEX ST. JUDE CHAMPIONSHIP	T2	1st
Dell Technologies Championship	T11	2 nd
BMW Championship	WON	1st
TOUR Championship	2	1st

2009 FedExCup champion **Tiger Woods** got off to a great start by winning at the Arnold Palmer Invitational.

It wasn't until Tiger's win at the AT&T National that he took the top spot in the FedExCup standings.

Woods was the #1 ranked player entering the 2009 Playoffs, thanks to his 2 wins and a runner-up in his previous 3 starts on TOUR.

Tiger dropped to 2nd in the standings after a T-11 finish at the Dell Technologies Championship. He then finished 1st, 2nd to become the 2009 FedExCup Champion.



Tiger Woods vs. The TOUR

PGA TOUR

2009 Season Statistical Profile

	Entering the Playoffs		TOUR Avg.	in the Playoffs		Playoffs Avg.
SG: Tee-to-Green	1 st	+2.271	- - -	1 st	+2.392	- - -
SG: Off-the-Tee	42 nd	+0.356	- - -	33 rd	+0.292	- - -
Driving Distance	26th	298.7	288.2	14th	297.5	286.3
Driving Accuracy Percentage	109th	62.27%	62.01	T32	70.09%	66.39
Total Driving	21st	135	204	3rd	46	- - -
SG: Approach-the-Green	1st	+1.273	- - -	1st	+1.647	- - -
Greens in Regulation Pct	18th	68.48%	64.18	3rd	68.40%	60.17
Going for the Green	4th	69.84%	49.27	1st	72.55%	42.88
Approaches from 150-175 yards	T22	25' 4"	27' 9"	5 th	21' 3"	27' 1"
SG: Around-the-Green	4 th	+0.642	- - -	16 th	+0.453	- - -
Sand Save Percentage	T19	57.14%	49.28	6th	74.07%	52.88
Scrambling	4th	65.52%	57.19	1st	75.82%	59.34
Scrambling from the Fringe	T1	100.00%	87.82	T1	100.00%	90.52
Scrambling from the Rough	9 th	64.58%	56.10	T16	67.86%	56.74
SG: Putting	2 nd	+0.975	- - -	16 th	+0.682	- - -
Overall Putting Average	T131	1.588	1.534	T30	1.556	1.584
3-Putt Avoidance	22 nd	2.17%	3.09	T17	1.74%	2.81
Putts Per Round	T28	28.59	29.21	T30	28.00	28.51
Putting from 4-8'	7th	75.22%	67.74	6th	83.78%	70.91
Putting - Inside 10'	3rd	90.38%	86.85	8th	90.56%	86.97
SG: Total	1 st	+3.246	- - -	1 st	+3.074	- - -
Scoring Average (Actual)	1 st	69.15	71.17	1 st	67.94	71.19
Birdie Average	3 rd	4.17	3.38	T7	4.06	3.32
Total Eagles	T41	7	5	T2	3	- - -
Par Breakers	2 nd	24.03%	19.19	T2	23.61%	18.88
Par 3 Scoring Average	T1	2.96	3.08	T5	2.97	3.11
Par 4 Scoring Average	T4	3.99	4.07	1 st	3.91	4.06
Par 5 Scoring Average	1st	4.44	4.69	T1	4.39	4.70
Par 5 Birdie or Better Leaders	1st	56.76%	40.32	2nd	56.82%	40.25
Birdie or Better Percentage	2nd	24.03%	19.19	T2	23.61%	18.88



FedExCup Playoffs

ShotLink Keys to Winning the FedExCup

2008 FedExCup Champion – Vijay Singh

Vijay Singh

2008 Season Summary

Events: 23
Wins: 3
Runner-ups: 2
Thirds: 1
Top 10's: 8



Vijay Singh - 2008 Tournament Record

	Pos	FEC Rank Thru Event
Sentry Tournament of Champions	T12	T12
Sony Open in Hawaii	T45	22 nd
Farmers Insurance Open	T23	36 th
Waste Management Open	CUT	48 th
AT&T Pebble Beach Pro-Am	P2	11th
The Genesis Invitational	T36	12 th
WGC-Dell Technologies Match Play	T5	11 th
Arnold Palmer Invitational	T3	8th
WGC-Workday Championship	T2	3rd
Masters Tournament	T14	3 rd
Wells Fargo Championship	T17	5 th
THE PLAYERS Championship	CUT	5 th
FedEx St. Jude Classic	T11	8 th
U.S. Open	T65	8 th
Travelers Championship	5	8th
The Open Championship	CUT	10 th
WGC-FedEx St. Jude Invitational	Won	6th
PGA Championship	CUT	7 th
Wyndham Championship	CUT	7 th
FedExCup Playoffs		
FEDEX ST. JUDE CHAMPIONSHIP	Won	1st
Dell Technologies Championship	Won	1st
BMW Championship	T44	1 st
TOUR Championship	T22	1 st

2008 FedExCup champion **Vijay Singh** got off to a solid start during the regular season, carding four top-5 finishes in his first nine starts of the year.

Singh captured another top-five finish at the 2008 Travelers Championship before going on to win the WGC-FedEx St. Jude Invitational at Firestone CC.

Entering the Playoffs, Singh was seventh on the points list, but quickly moved to the number one spot by winning the first 2 Playoff events en route to taking the FedExCup.

All three of Vijay Singh's 2008 victories took place in his last seven events of the FedExCup season.



Vijay Singh vs. The TOUR

PGA TOUR

2008 Season Statistical Profile

	Singh Entering the Playoffs		TOUR Average	Singh in the Playoffs		Playoffs Average
SG: Tee-to-Green	1 st	+1.912	- - -	1 st	+1.767	- - -
SG: Off-the-Tee	2nd	+0.838	- - -	3rd	+0.761	- - -
Driving Distance - All Drives	9th	293.4	280.0	4th	293.9	281.5
SG: Approach-the-Green	T20	+0.617	- - -	16 th	+0.577	- - -
Greens in Regulation Percentage	15th	67.56%	62.35	T11	71.88%	66.04
Going for the Green	3 rd	67.28%	45.52	T3	68.75%	38.28
Proximity to Hole	T38	34' 3"	35' 10"	T53	34' 2"	34' 4"
Rough Proximity	19 th	40' 1"	43' 11"	T17	40' 5"	45' 8"
SG: Around-the-Green	10 th	+0.457	- - -	16 th	+0.428	- - -
Scrambling	48 th	59.12%	55.73	64 th	58.02%	58.58
SG: Putting	181st	-0.375	- - -	102nd	-0.503	- - -
Putting Average	T125	1.801	1.799	46th	1.758	1.768
Putts Per Round	T127	29.44	29.30	T79	29.63	29.15
Putting from 4-8'	196th	61.97%	67.66	57th	67.90%	67.92
Putting from - 10-15'	T124	28.70%	29.29	90 th	23.68%	31.08
Putting from - 15-20'	202nd	10.10%	17.47	63rd	17.39%	19.90
Putting from - 20-25'	168 th	8.22%	11.79	T96	.00%	12.74
Putting from - > 25'	59th	6.32%	5.34	T30	8.33%	6.02
Average Distance of Putts made	T197	66' 8"	72' 5"	78th	72' 5"	75' 10"
Birdie or Better Conversion Percentage	39 th	29.16%	27.06	63 rd	27.67%	27.98
SG: Total	6 th	+1.537	- - -	8 th	+1.263	- - -
Scoring Average (Actual)	8 th	70.55	71.75	10 th	69.19	70.40
Birdie Average	T14	3.60	3.15	T38	3.63	3.43
Round 1 Scoring Average	66 th	71.17	71.95	T25	69.25	70.52
Round 2 Scoring Average	17 th	70.39	71.94	T60	70.00	70.01
Round 3 Scoring Average	10 th	69.62	71.27	T28	69.50	70.33
Round 4 Scoring Average	T58	70.85	71.57	T3	68.00	70.86
Final Round Scoring Average	T49	70.85	71.63	T3	68.00	70.86
Par 4 Scoring Average	T12	4.04	4.10	T17	3.97	4.02
Par 5 Scoring Average	T1	4.54	4.73	3rd	4.45	4.73
Par 5 Birdie or Better Leaders	1st	50.80%	37.84	T4	55.00%	37.19
Bounce Back	145th	16.76%	17.27	T42	20.00%	18.36



FedExCup Playoffs

ShotLink Keys to Winning the FedExCup

2007 FedExCup Champion – Tiger Woods

Tiger Woods

2007 Season Summary

Events: 16
Wins: 7
Top 10's: 12
Top 25's: 15
Cuts Made: 16




Tiger Woods - 2007 Tournament Record

Tournament	Pos	FEC Rank Thru Event
Farmers Insurance Open	Won	5th
WGC-Dell Technologies Match Play	T9	6 th
Arnold Palmer Invitational	T22	7 th
WGC-Workday Championship	Won	3rd
Masters Tournament	T2	2 nd
Wells Fargo Championship	Won	1st
THE PLAYERS Championship	T37	1 st
the Memorial Tournament	T15	1 st
U.S. Open	T2	1 st
Quicken Loans National	T6	1 st
The Open Championship	T12	1 st
WGC-FedEx St. Jude Invitational	Won	1st
PGA Championship	Won	1st
FedExCup Playoffs		
Dell Technologies Championship	T2	3 rd
BMW Championship	Won	1st
TOUR Championship	Won	1st

2007 FedExCup champion **Tiger Woods** had an exceptional 2007 season, winning 7 of the 16 events he entered for the year.

He stormed out of the gates, winning his first event of the season (Farmers Insurance Open for the fifth time – 3rd consecutive) and never looked back.

Woods took the inaugural FedExCup in fine fashion, winning the final two Playoff events of the season.



Tiger Woods vs. The TOUR

PGA TOUR

2007 Season Statistical Profile

	Woods Entering the Playoffs		TOUR Average	Woods in the Playoffs		Playoffs Average
SG: Tee-to-Green	1 st	+2.352	- - -	1 st	+2.454	- - -
SG: Off-the-Tee	19 th	+0.497	- - -	3 rd	+0.952	- - -
Driving Distance	12th	301.9	289.0	4th	304.4	285.2
Driving Distance - All Drives	15 th	290.4	281.3	4 th	294.1	281.6
Driving Accuracy Percentage	168th	57.25%	61.82	T59	70.24%	68.34
SG: Approach-the-Green	1st	+1.591	- - -	1st	+1.813	- - -
Greens in Regulation Percentage	4th	69.68%	62.44	1st	76.39%	65.97
Going for the Green	20 th	61.06%	46.95	3 rd	86.11%	54.51
Proximity to Hole	T6	33' 1"	36' 2"	3rd	29' 10"	35' 5"
Rough Proximity	T50	42' 5"	44' 5"	11 th	36' 1"	45' 6"
Fairway Proximity	1st	28' 0"	32' 3"	3rd	26' 3"	31' 2"
Approaches from 175-200 yards	1st	25' 6"	34' 0"	T6	25' 11"	32' 2"
Approaches from > 200 yards	1st	43' 6"	52' 0"	T16	42' 3"	49' 3"
SG: Around-the-Green	39th	+0.264	- - -	101st	-0.311	- - -
Scrambling	53rd	58.78%	55.28	4th	72.55%	59.94
SG: Putting	23 rd	+0.443	- - -	4 th	+1.407	- - -
Putting Average	20th	1.761	1.800	1st	1.630	1.769
3-Putt Avoidance	T7	1.97%	3.39	T7	1.39%	3.21
Putts Per Round	T97	29.25	29.35	8th	27.67	29.06
Putting from 4-8'	150 th	65.32%	67.94	T40	71.43%	68.36
Putting - Inside 10'	92 nd	87.02%	86.86	24 th	88.83%	86.45
Putting from - > 25'	159th	4.26%	5.39	7th	14.00%	5.71
Longest Putts	74th	57' 0"	- - -	1st	70' 4"	- - -
Average Distance of Putts made	T71	74' 7"	73' 0"	3rd	96' 2"	75' 0"
SG: Total	1 st	+2.795	- - -	1 st	+3.860	- - -
Scoring Average (Actual)	1 st	69.94	71.80	1 st	65.75	70.34
Birdie Average	T25	3.54	3.17	1st	6.00	3.64
Par Breakers	16 th	20.72%	17.97	1 st	34.26%	20.68
Final Round Scoring Average	7 th	69.67	71.66	2 nd	65.33	70.42
Par 3 Birdie or Better Leaders	131st	11.17%	11.70	5th	27.08%	14.41
Par 4 Birdie or Better Leaders	T13	17.11%	14.42	3rd	27.21%	17.22
Par 5 Birdie or Better Leaders	13th	46.53%	38.51	1st	75.00%	42.61
Birdie or Better Percentage	16 th	20.72%	17.97	1 st	34.26%	20.68

Statistical Leaders 2007 – 2025 FedExCup Playoffs

Strokes Gained: Tee-to-Green in the Playoffs



Scottie Scheffler ranks first in the FedExCup Playoffs in Strokes Gained: Tee-to-Green averaging +1.47 strokes better than the TOUR per round.

Strokes Gained: Tee-to-Green Leaders FedExCup Playoffs

	Avg	Rds
Scottie Scheffler	+1.47	62
Tiger Woods	+1.43	101
Jim Furyk	+1.19	141
Justin Thomas	+1.16	122
Dustin Johnson	+1.15	177

**min of 30 rds*

Highest Percentage of Rounds Better than the Field from Tee-to-Green in FedExCup Playoffs

	PCT	# of Rds
Scottie Scheffler	79.0	62
Steve Stricker	76.5	115
Tiger Woods	76.2	101
Justin Thomas	76.2	122
Jim Furyk	75.2	141

**min of 30 rds*

Scottie Scheffler has performed better than the field from tee-to-green in 49 of his 62 (79%) career rounds in the FedExCup Playoffs, marking the highest percentage of any player.

Best Performance in a Round: Jim Furyk set the FedExCup Playoffs record for best Strokes Gained: Tee-to-Green in a round when he posted his historic 59 at the 2013 BMW Championship. Furyk went 14 of 14 from the tee and missed just one green in regulation. He averaged 16 feet from the pin on all approach shots averaging 19 feet closer than the field average of 35 feet.

Best Strokes Gained: Tee-to-Green in a Round FedExCup Playoffs

		Rd	Avg.
Jim Furyk	2013 BMW Championship	2nd	+8.00
Phil Mickelson	2011 Dell Technologies	3 rd	+7.33
Cameron Smith	2021 FEDEX ST. JUDE CHAMPIONSHIP	3 rd	+7.16
Ernie Els	2011 Dell Technologies	2 nd	+7.11
Justin Thomas	2019 BMW Championship	3 rd	+6.93
Matt Kuchar	2013 BMW Championship	3 rd	+6.91

Winners from Tee-to-Green in the FedExCup Playoffs: 60 of 67 winners (89.55%) in the Playoffs have ranked inside the top-10 for Strokes Gained: Tee-to-Green en route to their respective victories. 2020 FedExCup champion Dustin Johnson owns the best tee-to-green performance when winning a Playoff event. Johnson outperformed the field by **+4.54** strokes from tee-to-green en route to his victory at 2020 FedEx St. Jude Championship.



Statistical Leaders 2007 – 2025 FedExCup Playoffs

Off-the-Tee Leaders in the Playoffs

Rory McIlroy & Dustin Johnson lead in Strokes Gained: Off-the-Tee in the FedExCup Playoffs (min 30 rounds). On average, they are both outperforming the field by +0.71 strokes per round.

Strokes Gained: Off-the-Tee Leaders FedExCup Playoffs Since 2007

	Avg.	Rds
Rory McIlroy	+0.71	176
Dustin Johnson	+0.71	177
Bubba Watson	+0.67	172
Scottie Scheffler	+0.65	62
Jon Rahm	+0.57	90

*Min 30 Rds

Most Consecutive Fairways Hit FedExCup Playoffs

	Best Streak
2013 Jim Furyk	32
2021 Chez Reavie	32
2021 Hudson Swafford	30
2007 Doug LaBelle II	29

Streak Leader in the Playoffs: Jim Furyk (2013) & Chez Reavie (2021) hit 32 consecutive fairways during the FedExCup Playoffs marking the most by a player in the FedExCup Playoffs.

Most Strokes Gained: Off-the-Tee in a Round FedExCup Playoffs Since 2007

+3.12: Scott Brown outperformed the field by +3.12 strokes off-the-tee en route to an opening round 70 of the 2013 FEDEX ST. JUDE CHAMPIONSHIP, marking the best off the tee Playoffs performance.

Scott Brown	2013 FedEx St. Jude Champ.	1st	+3.12	70	
Boo Weekley	2009 FedEx St. Jude Champ.	2 nd	+2.93	67	
Garrick Higgo	2021 FedEx St. Jude Champ.	1 st	+2.89	69	
Bryson DeChambeau	2021 BMW Championship	Final	+2.86	66	
Max Homa	2021 FedEx St. Jude Champ.	Final	+2.83	68	

Winner Notes: 41 of the 67 winners (61.19%) in the FedExCup Playoffs have ranked inside the top 10 for Strokes Gained: Off-the-Tee en route to their respective victories. Rory McIlroy holds the record for most Strokes Gained: Off-the-Tee (per round) by a winner in the FedExCup Playoffs. McIlroy outperformed the field by +1.65 strokes per round off-the-tee en route to victory at the 2016 TOUR Championship.



Statistical Leaders 2007 - 2025 FedExCup Playoffs

Distance & Accuracy in the Playoffs

Averaging 312.9 yards from the tee, Cameron Young leads the pack among the 14 players with a driving distance (all drives) average over 301 yards in the FedExCup Playoffs (*min 30 rounds*).

**Driving Distance Leaders (All Drives)
in the Playoffs ('07-'25)**

	Distance	Rounds
Cameron Young	312.9	32
Wyndham Clark	307.1	50
Rory McIlroy	305.0	176
Byeong Hun An	304.5	48
Scottie Scheffler	304.2	62
Jon Rahm	303.8	90
Sam Burns	303.1	54
Dustin Johnson	302.4	177
Joaquin Niemann	302.2	42
Bryson DeChambeau	302.1	60
Viktor Hovland	301.9	64
Sahith Theegala	301.4	32
Justin Thomas	301.3	122
Patrick Cantlay	301.1	102

**min 30 rds*

**Driving Distance (All Drives) Leaders
2025 FedExCup Playoffs**

	All Drives
Cameron Young	308.0
Wyndham Clark	306.9
Chris Gotterup	305.7
Kurt Kitayama	302.9

**Avg: 294.6*

Dustin Johnson hit a 463-yard drive on the seventh hole in the final round of 2011 Dell Technologies Championship (ball bounced on cart path). This was not only the longest drive of the Playoffs, but it was also the longest drive of the 2011 PGA TOUR season.

**Driving Accuracy Leaders
in the Playoffs ('07-'25)**

	PCT	Rds
Heath Slocum	75.38	56
Brian Stuard	75.24	45
John Mallinger	75.20	36
Brian Gay	74.66	84
Brian Davis	74.29	70

**Min 30 Rds*

Health Slocum has hit 75.38% of the fairways in the FedEx Cup Playoffs, marking the best Driving Accuracy in the FedExCup Playoffs (*min 30 rds*).

Distance by Winners: 32 of the 67 winners (47.76%) in the FedExCup Playoffs have ranked inside the top 10 for Driving Distance (2 measured holes) en route to their respective victories. Scottie Scheffler averaged 338.6 yards en route to victory at the 2024 TOUR Championship, marking the longest driving distance by a winner in the FedExCup Playoffs.

Accuracy by Winners: 28 of the 67 winners (41.79%) in the FedExCup Playoffs have ranked inside the top 10 for Driving Accuracy en route to their respective victories. Steve Stricker hit 82.1% of his fairways en route to victory at the 2007 FedEx St. Jude Championship, marking best performance by a winner in the FedExCup Playoffs.



Statistical Leaders 2007 - 2025 FedExCup Playoffs Approach-the-Green in the Playoffs

Strokes Gained: Approach-the-Green Leaders in the Playoffs ('07-'25)

	Avg.	Rds
Tiger Woods	+1.11	101
Jim Furyk	+0.90	141
Viktor Hovland	+0.72	64
Scottie Scheffler	+0.68	62
Henrik Stenson	+0.63	79
Paul Casey	+0.62	111
Sebastián Muñoz	+0.59	32
Steve Stricker	+0.57	115
Corey Connors	+0.57	68

*Min 30 Rds

Tiger Woods outperforms the TOUR by +1.11 strokes per round on his approach shots in 101 career rounds in the FedExCup Playoffs.

Tiger's Strokes Gained: Approach-the-Green performance is the best of any player in the FedExCup Playoffs (min 30 rds).

Scottie Scheffler has hit 73.2% of his greens in regulation in 62 career rounds in the FedExCup Playoffs, marking the best Greens in Regulation percentage of any player (min 30 rounds). **Tim Clark** averages 32'3" in proximity to the hole, marking the closest average of any player in the FedExCup Playoffs (min 30 rds).

Greens in Regulation Leaders in the Playoffs ('07-'25 - min 30 rds)

	PCT	Rds
Scottie Scheffler	73.2%	62
Jon Rahm	71.7%	90
Aaron Wise	71.7%	40
Henrik Stenson	71.3%	79
Corey Connors	71.2%	68
Paul Casey	71.0%	111
Adam Scott	70.9%	186
Hudson Swafford	70.8%	40
Jim Furyk	70.6%	141

Proximity to the Hole Leaders in the Playoffs ('07-'25 - min 30 Rds)

	Avg.	Rds
Tim Clark	32'3"	75
Viktor Hovland	32'3"	64
Scottie Scheffler	32'6"	62
Heath Slocum	32'7"	56
Jim Furyk	32'7"	141
Corey Connors	32'8"	68
Briny Baird	32'10"	32
Collin Morikawa	32'10"	64
Aaron Wise	32'10"	40

Winner Notes

Strokes Gained: Approach-the-Green: 40 of the 67 winners (59.70%) in the FedExCup Playoffs have ranked inside the top 10 for Strokes Gained: Approach-the-Green.

Greens in Regulation: 49 of the 67 winners (73.13%) in the FedExCup Playoffs have ranked inside the top 10 for Greens in Regulation en route to their respective victories.

Proximity to Hole: 29 of the 67 winners (43.28%) in the FedExCup Playoffs have ranked inside the top 10 for Proximity to Hole. Camilo Villegas averaged 23' 10" on his approach shots en route to victory at the 2008 BMW Championship, marking the best performance by a winner in the FedExCup Playoffs.

Statistical Leaders 2007 - 2025 FedExCup Playoffs Around the Greens in the Playoffs

Roberto Castro is the best all-time in the FedExCup Playoffs (min 30 rds) for Strokes Gained: Around-the-Green. Castro has gained +0.51 strokes per round from around the greens.

Strokes Gained: Around-the-Green Leaders in the Playoffs ('07-'25)

	Avg.	Rds
Roberto Castro	+0.51	38
Aaron Baddeley	+0.45	72
Robert Streb	+0.42	50
Shane Lowry	+0.39	42
Trevor Immelman	+0.39	34

*Min 30 Rds

Scrambling Leaders in the Playoffs ('07-'25)

	PCT.	Rds
Andrew Putnam	67.93	40
Matt Fitzpatrick	67.72	44
Cameron Young	67.43	32
Xander Schauffele	67.35	104
C.T. Pan	67.00	32

*Min 30 Rds

Matt Fitzpatrick has the second best Scrambling percentage of any player in the FedExCup Playoffs (min 30 rds).



Winner Notes: Six winners (seven times) in the Playoffs have been perfect from greenside bunkers (*more than 2 attempts*) en route to their respective wins. **Justin Thomas** has accomplished this twice going a perfect 5 of 5 from the sand en route to winning the 2017 Dell Technologies Championship & 3 of 3 at the 2019 BMW Championship; **Patrick Cantlay** last season at East Lake GC went a perfect 5 of 5 from the sand; **Tiger Woods** went a perfect 9 for 9 when he won the 2009 BMW, **Jim Furyk** was a perfect 9 for 9 en route to his victory at the 2010 TOUR Championship and **Brandt Snedeker** was 100% out of the bunkers going 4 of 4 for the week at East Lake GC in 2012 and **Phil Mickelson** went a perfect 7 for 7 from the sand at the 2007 Dell Technologies Championship.

Hole-out for the 2012 Champion: On the 17th hole in 2012 (now hole 8), Snedeker hit his 2nd shot onto the fringe 28' 6" from the cup. In 2012, Brandt relied on his short game, especially in the final round only hitting 9 of 18 greens in regulation. Snedeker managed to chip in for birdie to take a four-shot lead going into the 72nd hole, where he ended up winning by three. In the final round, Snedeker was only the 5th player to birdie the 17th hole due to the tough pin placement (front left) over a bunker with water left.

Greenside Bunker Performance at East Lake GC - 2010 FedExCup Champion

At the 2010 TOUR Championship, **Jim Furyk** was faced with an 18-yard bunker shot on the 72nd hole. In 2010, the TOUR average for sand saves from 10 to 20 yards was 54%. The average bunker shot on TOUR lands 9 feet 6 inches from the hole. Entering the week, Furyk ranked 134th on TOUR for sand saves from 10 to 20 yards with a success rate of just 49%. Jim went on to hit his bunker shot 2 feet 5 inches from the hole and clinch trophies for both the TOUR Championship and the 2010 FEC.

If he had missed the 2' 5" putt and gone on to lose in a playoff to Luke Donald, **Furyk** would have ended up seventh in the final FedExCup standings. The bonus money for seventh pays \$700,000 -- so it would be fair to say that the final putt was potentially worth \$9.3 million. Jim's perfect 9 for 9 was just 2 off his career high on the PGA TOUR for sand saves in an event (he went 11 for 11 at the '09 WGC-Dell Tech Match Play). No player has hit more bunkers and kept a perfect save record in the history of the TOUR Championship at East Lake.

Water Shot on 17th Hole (now hole 8) - 2nd playoff hole - 2011 FedExCup Champion

On the 2nd playoff hole (17th), **Bill Haas** hit his 2nd shot into the greenside water to the left of the 17th green and managed to successfully get the ball up and down to force another hole. For the week, five players hit their 2nd shots in the water on the 17th hole in regulation play and all made bogey or worse. Since 2004, Haas is the only player to successfully salvage par or better after hitting his 2nd shot in the water on the 17th hole at East Lake GC.

Winners: Ranked Inside Top 10 in Scrambling: **36 of 67** / Ranked Inside Top 10 in SG: Around-the-Green: **24 of 67**

Statistical Leaders 2007 - 2025 FedExCup Playoffs On the Greens in the Playoffs



Charlie Wi ranks fifth all-time in the FedExCup Playoffs for Strokes Gained: Putting outperforming the field by +0.59 strokes per round on the greens.

Winners: 42 of 67 winners (62.69%) have ranked inside the top 10 for SG: Putting en route to victory in the Playoffs.

Strokes Gained: Putting Leaders in the Playoffs ('07-'25)

	Avg.	Rd
Daniel Summerhays	+0.82	50
Mackenzie Hughes	+0.70	56
Luke Donald	+0.68	119
Sam Burns	+0.61	54
Charlie Wi	+0.59	57

**Min 50 Rds*

Sam Burns ranks first all-time in the Playoffs for fewest putts per round. On average, Burns takes 27.44 putts per round in the history of the FedExCup Playoffs.

Winners: 40 of 67 winners (59.70%) have ranked inside the top 10 for Putts Per Round en route to victory in the Playoffs.

Putts Per Round Leaders in the Playoffs ('07-'25)

	Avg.	Rds
Sam Burns	27.44	54
Mackenzie Hughes	27.46	56
Wyndham Clark	27.52	50
Tom Hoge	27.76	54
Patrick Reed	27.79	117

**Min 50 Rds*



Charlie Wi ranks third all-time in the FedExCup Playoffs for most feet of putts made per round. In his 57 rounds, he's averaging 81'6" of putts made per round (min 50 rds).

Winners: 32 of 67 winners (47.76%) have ranked inside the top 10 for Feet of Putts Made per Round en route to victory in the Playoffs.

Feet of Putts Made per Round Leaders in the Playoffs ('07-'25)

	Avg.	Rds
Daniel Summerhays	82'11"	50
Danny Lee	81'8"	54
Charlie Wi	81'6"	57
Viktor Hovland	81'5"	64
Camilo Villegas	81'5"	98

**Min 50 Rds*

Statistical Leaders 2007 - 2025 FedExCup Playoffs On the Greens by Distance in the Playoffs

Xander Schauffele ranks first in the Playoffs when putting inside five feet. In his 104 rounds in the Playoffs, he's converted 1,408 of 1,427 putts inside five feet (98.67%).

Putting Inside 5 Feet



Putting Inside 5 Feet Leaders in the Playoffs ('07-'25)

	PCT.	Rds
Xander Schauffele	98.67	104
Bryson DeChambeau	98.38	60
Daniel Summerhays	98.37	50
Patrick Reed	98.35	117
Cameron Smith	98.34	60

Winners Inside 5 Feet:

25 of 67 winners (37.3%) in the Playoffs have gone the entire week without missing a putt inside five feet in their respective victories.

**Min 50 Rds*

Sungjae Im ranks second in the Playoffs when putting from 5 to 10 feet. In his 74 rounds, he's converted 180 of 274 putts from 5 to 10' (65.69%).

Putting 5 to 10 Feet



Putting 5 to 10 Feet Leaders in the Playoffs ('07-'25)

	PCT.	Rds
Sam Burns	67.50	54
Sungjae Im	65.69	74
Johnson Wagner	65.09	52
Cameron Tringale	64.98	71
David Hearn	64.57	57

**Min 50 Rds*

Adam Hadwin ranks first when putting from 10 to 15 feet in the Playoffs. In his 76 rounds of the Playoffs, Hadwin has converted 83 of 192 attempts when putting from 10 to 15 feet (43.23%).

Putting 10 to 15 Feet



Putting 10 to 15 Feet Leaders in the Playoffs ('07-'25)

	PCT.	Rds
Adam Hadwin	43.23	76
Jason Dufner	39.61	114
Sam Burns	38.41	54
Bryson DeChambeau	38.38	60
Luke Donald	38.34	119

**Min 50 Rds*

Winners Outside 10': 29 of 67 winners (43.28%) in the FedExCup Playoffs have made 10 or more putts from outside 10 feet en route to their respective victories. Cantlay made 21 putts en route to victory at the 2021 BMW Championship, marking a FedExCup Playoffs and ShotLink era record for most putts made outside 10 feet.

Statistical Leaders 2007 - 2025 FedExCup Playoffs On the Greens by Distance in the Playoffs

Brian Davis ranks third in the Playoffs when putting from 15 to 20 feet. In his 70 rounds of the Playoffs, he's made 37 of 113 putts from 15' to 20' (27.82%).

Putting 15 to 20 Feet



Putting 15-20 Feet Leaders in the Playoffs ('07-'25)

	PCT	Rds
Daniel Summerhays	29.90	50
Charlie Wi	27.93	57
Brian Davis	27.82	70
Tyrrell Hatton	27.78	50
Viktor Hovland	26.81	64

Mackenzie Hughes ranks fourth all-time in the Playoffs when putting from 20 to 25 feet. In his 56 career rounds in the Playoffs, he's made 16 of 79 putts from 20 to 25 feet (22.39%).

Putting 20 to 25 Feet



Putting 20 to 25 Feet Leaders in the Playoffs ('07-'25)

	PCT.	Rds
Daniel Summerhays	23.19	50
Jonathan Byrd	21.35	63
Kevin Na	20.91	152
Mackenzie Hughes	20.25	56
Brian Gay	19.80	84

**Min 50 Rds*

Camilo Villegas ranks first in the Playoffs when putting from outside 25 feet. In 98 career rounds in the Playoffs, Villegas has converted 10.60% of putts from this distance.

Putting Outside 25 Feet



Putting Outside 25 Feet Leaders in the Playoffs ('07-'25)

	PCT.	Rds
Camilo Villegas	10.60	98
Danny Lee	10.38	54
Tom Hoge	9.45	54
Matt Jones	9.38	59
Brooks Koepka	9.24	78

**Min 50 Rds*



Statistical Leaders 2007 - 2025 FedExCup Playoffs

Scoring in the Playoffs

Scottie Scheffler has the lowest stroke average all-time in the FedExCup Playoffs (min 20 rds).

**Stroke Average Leaders
FedExCup Playoffs ('07-'25)(Min 20 Rds)**

	Avg.	Rds
Scottie Scheffler	68.27	62
Jon Rahm	68.30	90
Viktor Hovland	68.31	64
Xander Schauffele	68.41	104
Tommy Fleetwood	68.55	60
Patrick Cantlay	68.63	102
Sam Burns	68.63	54
Tiger Woods	68.64	101
Aaron Wise	68.68	40
Adam Schenk	68.68	28

**Scoring to Par Leaders
in the Playoffs ('07-'25)**

	Score to Par	Rds.
Rory McIlroy	-300	176
Dustin Johnson	-273	177
Adam Scott	-257	186
Justin Rose	-252	183
Justin Thomas	-237	122
Jim Furyk	-223	142
Xander Schauffele	-221	104
Tiger Woods	-218	101

Rory McIlroy is 300-under par in his 176 rounds played in the Playoffs, marking the lowest cumulative score to par of any player (*aggregate scores*).

Matt Fitzpatrick is 18-under on the par-3s in his FedExCup Playoffs career, the lowest Par 3 score to par in the of any player in the Playoffs. **Rory McIlroy** is 102 under on the par-4s in the FedExCup Playoffs, tied with Justin Thomas for the best par-4 performance of any player in the Playoffs.

**Best Par 3 Scoring
in the Playoffs ('07-'25)**

	RTP
Matt Fitzpatrick	-18
Andrew Putnam	-15
Jon Rahm	-13

**Best Par 4 Scoring
in the Playoffs ('07-'25)**

	RTP
Rory McIlroy	-102
Justin Thomas	-102
Jon Rahm	-70
Xander Schauffele	-69

**Best Par 5 Scoring
in the Playoffs ('07-'25)**

	RTP
Dustin Johnson	-243
Adam Scott	-228
Rory McIlroy	-213
Jason Day	-203

**Birdie Average Leaders
in the Playoffs ('07-'25)**

	Avg	Rds
Viktor Hovland	4.61	64
Scottie Scheffler	4.60	62
Aaron Wise	4.55	40
Jon Rahm	4.43	90
Cam Davis	4.40	40

*min 30 Rds

Viktor Hovland has the highest birdie average in the Playoffs (4.61).

Tommy Fleetwood averages the fewest bogeys in a round of the Playoffs at 1.97.

**Bogey+ Average Leaders
in the Playoffs ('07-'25)**

Tommy Fleetwood	1.97	60
Xander Schauffele	2.08	104
Patrick Cantlay	2.13	102
Tiger Woods	2.14	101

*min 30 Rds



Statistical Leaders 2007 – 2025 FedExCup Playoffs Outperforming the Field

Highest Percentage of Rounds Better than Field

Strokes Gained: Total Min 50 rds

	Rds Better than Field	Total Rds	%
Steve Stricker	82	115	71.3%
Jim Furyk	99	141	70.2%
Jon Rahm	63	90	70.0%
Scottie Scheffler	43	62	69.4%
Justin Rose	125	183	68.3%
Patrick Cantlay	69	102	67.6%
Tiger Woods	68	101	67.3%
Xander Schauffele	70	104	67.3%
Justin Thomas	82	122	67.2%

Highest Percentage of Rounds Better than Field

SG: Tee-to-Green Min 50 rds

	Rds Better than Field	Total Rds	%
Scottie Scheffler	49	62	79.0%
Steve Stricker	88	115	76.5%
Tiger Woods	77	101	76.2%
Justin Thomas	93	122	76.2%
Jim Furyk	106	141	75.2%
Patrick Cantlay	76	102	74.5%
Rory McIlroy	125	176	71.0%
Sergio Garcia	93	131	71.0%

Highest Percentage of Rounds Better than Field

SG: Off-the-Tee Min 50 rds

	Rds Better than Field	Total Rds	%
Scottie Scheffler	53	62	85.5%
Jon Rahm	73	90	81.1%
Bryson DeChambeau	47	60	78.3%
Dustin Johnson	136	177	76.8%
Rory McIlroy	135	176	76.7%
Patrick Cantlay	78	102	76.5%
Bubba Watson	128	172	74.4%
Adam Scott	138	186	74.2%

Highest Percentage of Rounds Better than Field

SG: Approach-the-Green Min 50 rds

	Rds Better than Field	Total Rds	%
Jim Furyk	106	141	75.2%
Tiger Woods	75	101	74.3%
Paul Casey	79	111	71.2%
Scottie Scheffler	44	62	71.0%
Vaughn Taylor	37	54	68.5%
Robert Allenby	48	71	67.6%
Corey Connors	45	68	66.2%
Adam Scott	123	186	66.1%

Highest Percentage of Rounds Better than Field

SG: Around-the-Green Min 50 rds

	Rds Better than Field	Total Rds	%
Robert Streb	34	50	68.0%
Steve Stricker	78	115	67.8%
Justin Thomas	80	122	65.6%
Padraig Harrington	40	61	65.6%
Luke Donald	78	119	65.5%
Tommy Fleetwood	39	60	65.0%
Patrick Reed	76	117	65.0%
Mark Wilson	44	69	63.8%
Aaron Baddeley	45	72	62.5%
Justin Rose	113	183	61.7%

Highest Percentage of Rounds Better than Field

SG: Putting Min 50 rds

	Rds Better than Field	Total Rds	%
Sam Burns	39	54	72.2%
Daniel Summerhays	35	50	70.0%
David Hearn	38	57	66.7%
Luke Donald	79	119	66.4%
Johnson Wagner	34	52	65.4%
Jason Day	121	186	65.1%
Charlie Wi	37	57	64.9%
Mackenzie Hughes	36	56	64.3%
Chez Reavie	52	82	63.4%
Wyndham Clark	31	50	62.0%